

Tentative Budget Fiscal Year 2010



July 1, 2009 – June 30, 2010

TABLE OF CONTENTS

FY 2009-10 Budget Message.....	i
Charts.....	1
<u>General Fund</u>	
Revenue.....	4
Mayor and Council	6
City Manager	8
Finance Department.....	10
City Clerk.....	12
Community Development.....	14
Administration and General Government.....	16
Personnel.....	18
Legal Services.....	20
Water Systems.....	22
Information Systems.....	24
Police.....	26
Fire & Ambulance Department.....	28
City Magistrate.....	30
Cemetery.....	32
Building Maintenance.....	34
Public Works Administration.....	36
Garage.....	38
Building Inspector.....	40
Parks.....	42
Swimming Pool.....	44
Library.....	46
Senior Center.....	48
Contingency.....	50
Total General Fund Expenditures.....	51

Other Funds

General Government Grant Revenue.....52

Public Safety – Fire Grants.....54

Transportation Grants.....56

Visitor Center58

Streets Fund (Highway User Revenue Fund or HURF).....60

LTAF (Local Transit Assistance Fund).....62

RICO (Racketeer Influenced and Corrupt Organizations Fund).....64

Bisbee Arts Commission.....66

Save Our Stairs Fund.....68

Donations Fund.....70

Airport Fund.....72

Police Special Revenue and Grants.....74

Wastewater Fund.....76

Sanitation Fund.....80

Bisbee Public Works Grants.....82

Queen Mine Fund.....84

CDBG Grants (Community Development Block Grant)88

Miscellaneous Grants.....90

Debt Service Fund.....92

Debt Service – Wastewater Construction Project.....94

Youth Fund.....96

Bisbee Bus Fund98

Wastewater Project100

Capital Improvements Fund.....102

Steve's budget message

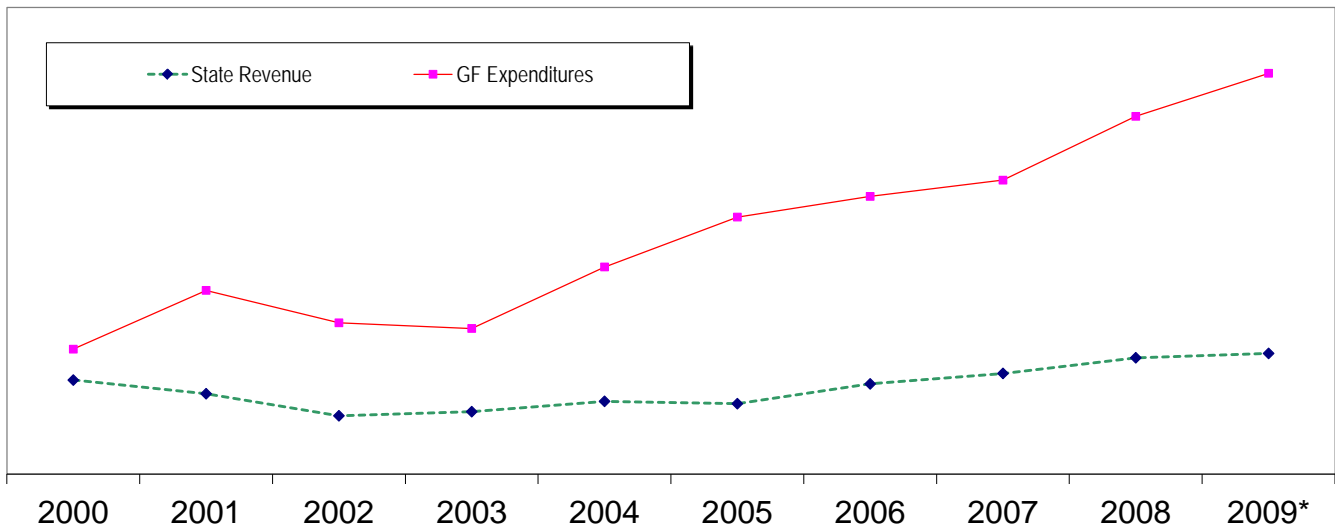
**Steve's
budget
message**

**Steve's
budget
message**

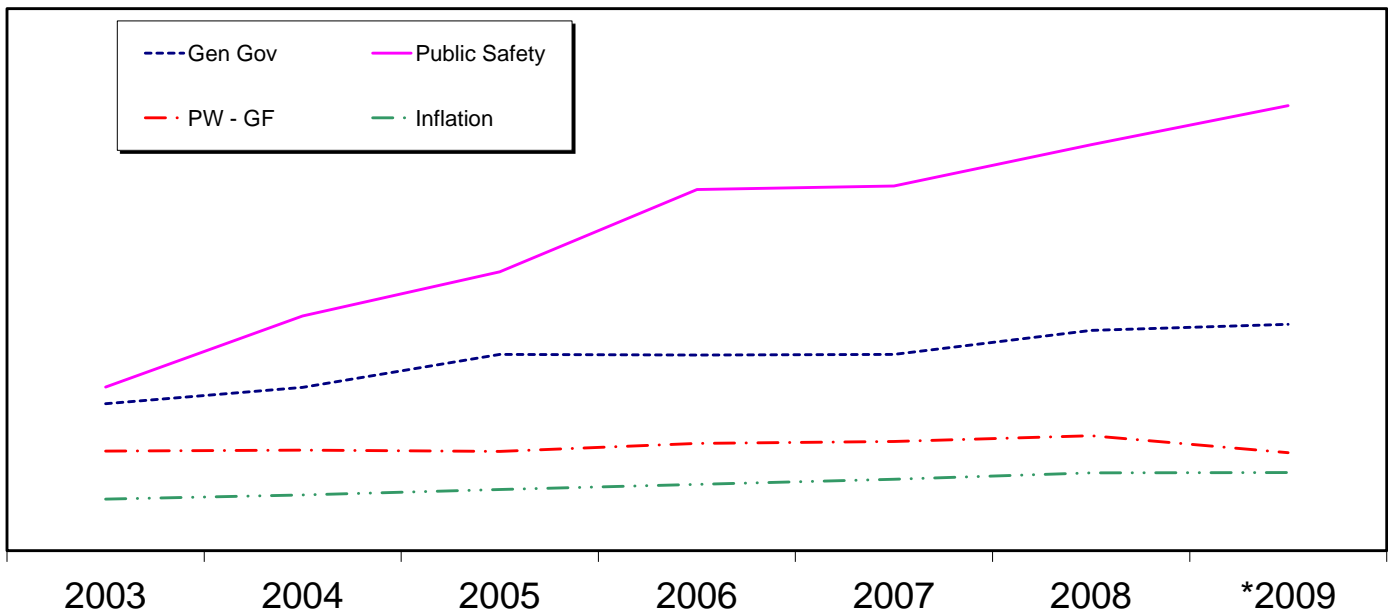
Steve's Budget Recap

Steve's Budget Recap

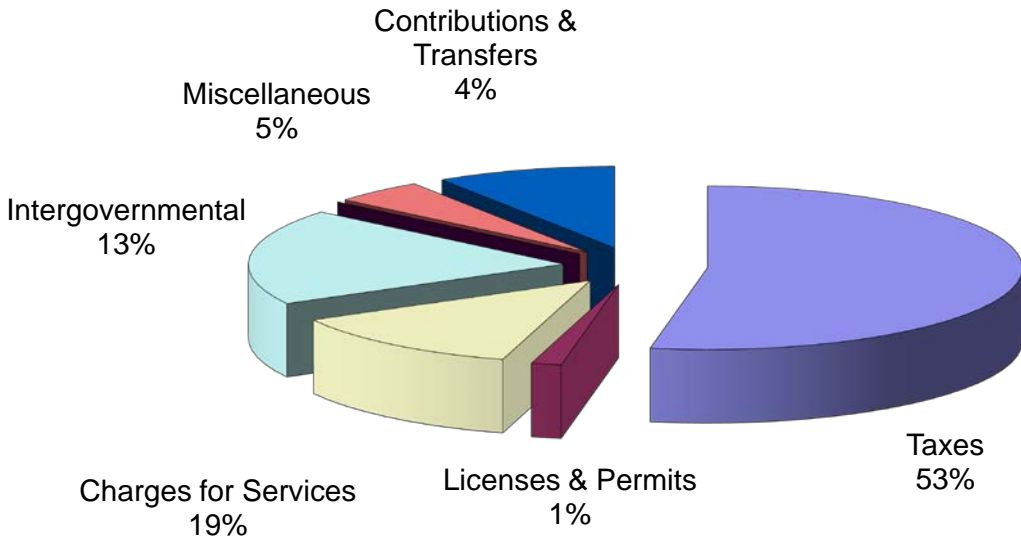
Comparison of State Revenue and City Expenditure Fluctuations




Comparison of General Fund Expenditures by Major Expenditure Category



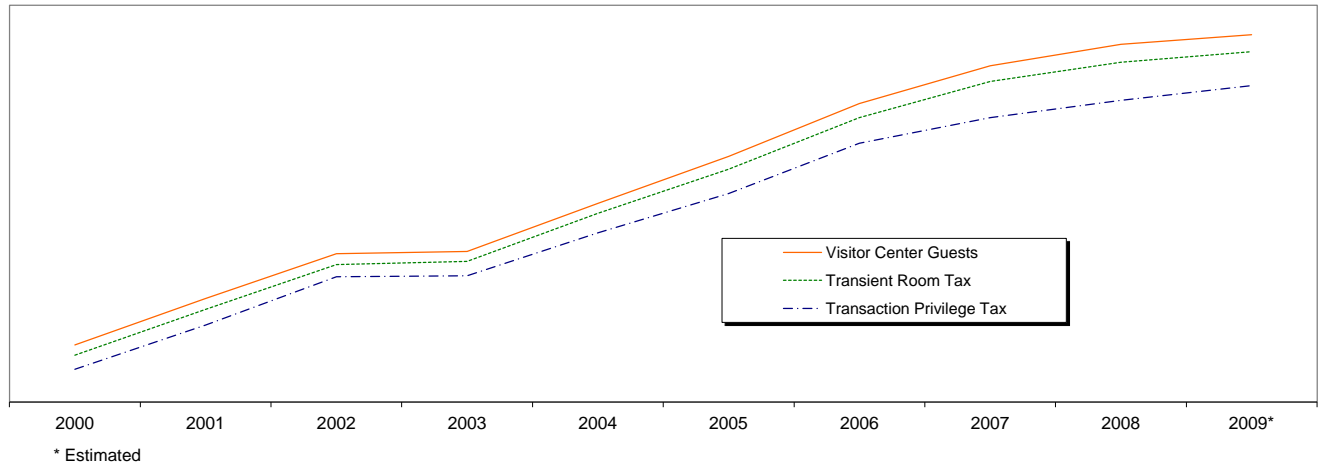
General Fund Revenue by Type



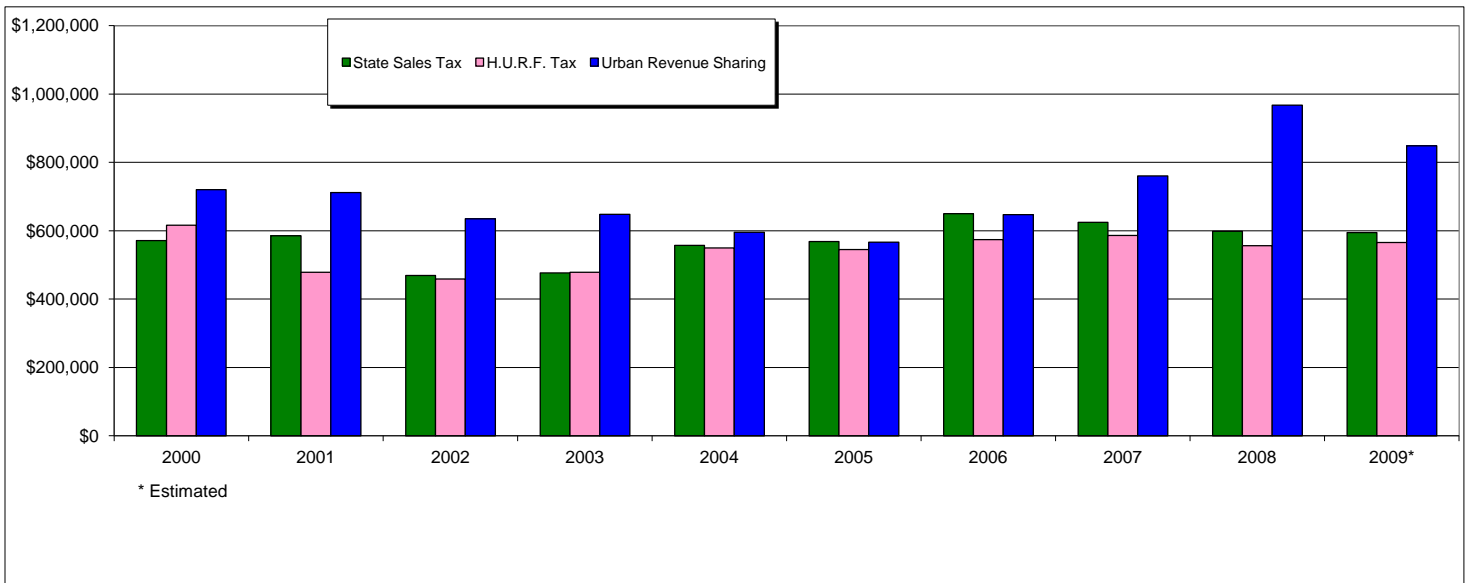
General Fund Expenditure by Type



Comparison of City TPT (Sales) Tax Collections, Transient Room Tax Collections, and Visitor Center Customers



Comparison of State TPT (Sales) Tax, H.U.R.F. Tax, and Urban Revenue Sharing



<u>Account</u>		<u>FY 2008</u>	<u>FY 2008</u>	<u>FY 2009</u>	<u>YTD 12/31/08</u>	<u>F/Y 2009</u>	<u>PROPOSED</u>
<u>Number</u>	<u>Account Description</u>	<u>Budget</u>	<u>Actual</u>	<u>Budget</u>	<u>Actual</u>	<u>Y/E Estimate</u>	<u>2010 BUD</u>
Taxes							
10-31-10000	CITY SALES TAX	1,900,000	1,776,580	1,875,000	888,458	1,787,408	1,855,000
10-31-10020	BED TAX	115,000	129,207	115,000	53,083	115,000	115,000
10-31-20200	STATE SALES TAX	669,109	598,658	594,241	276,251	554,500	505,105
10-31-24000	VEHICLE LICENSE TAX	280,000	309,175	280,000	141,884	280,000	280,000
10-31-24500	PROPERTY TAX	737,221	719,912	771,696	422,933	753,175	818,107
	Total Revenue - Taxes	3,701,330	3,533,532	3,635,937	1,782,610	3,490,083	3,573,212
Licenses & Permits							
10-32-10400	BUILDING/SIGN PERMITS	49,000	64,818	50,000	24,442	46,700	50,000
10-32-10402	COMMUNITY DEVELOPMENT FILING FEES	0	25	0	0	0	0
10-32-10600	OCCUPATIONAL/LIQUOR LICENSES	55,000	54,647	53,500	28,272	51,000	52,000
10-32-10650	SPECIAL EVENT LICENSES	1,200	609	1,200	959	1,200	1,200
10-32-10800	DOG LICENSE FEES/IMPOUND FEES	1,000	1,125	1,000	225	1,000	1,000
	Total Licenses & Permits	106,200	121,224	105,700	53,898	99,900	104,200
Intergovernmental							
10-33-20100	URBAN REVENUE SHARING	925,315	929,503	968,514	491,770	967,621	848,231
	Total Intergovernmental	925,315	929,503	968,514	491,770	967,621	848,231
Charges for Services							
10-34-10100	PLANNING/ZONING APPLICATIONS	2,300	2,609	2,300	1,325	2,300	2,300
10-34-10120	PLAN EXAMINATION FEE	21,000	0	10,000	0	11,000	0
10-34-10154	PROFESSIONAL SVC REIM P&Z	35,000	0	35,000	0	0	35,000
10-34-10300	LIBRARY FEES	3,700	3,948	3,500	1,564	3,100	3,500
10-34-10500	CEMETERY OPEN/CLOSE FEES	2,000	10,700	0	0	0	0
10-34-10501	CEMETERY PLOT FEES	2,000	10,550	2,500	3,100	3,100	2,500
10-34-10700	PUBLIC COPY FEES	750	966	750	376	750	750
10-34-10862	VEHICLE IMPOUND FEES	15,000	32,891	25,000	13,944	23,000	20,000
10-34-10880	PARKS USE PERMIT	2,000	963	1,000	365	1,000	1,000
10-34-11500	FRANCHISE FEES	197,000	213,218	197,000	92,771	214,000	213,000
10-34-13502	SWIMMING LESSONS	2,000	2,125	2,000	147	2,000	2,000
10-34-15500	POOL ADMISSIONS	2,500	3,454	2,500	1,513	2,500	2,500
10-34-16080	RECREATION PROGRAM FEES	500	2,560	0	643	1,000	1,000
10-34-40066	AMBULANCE FEES	775,000	1,022,409	950,000	546,041	1,010,000	1,000,000
	Total Charges for Services	1,060,750	1,306,393	1,231,550	661,789	1,273,750	1,283,550
Fines & Forfeitures							
10-35-10502	MUNICIPAL COURT FINES	0	21,348	0	258	0	0
	Total Fines & Forfeitures	0	21,348	0	258	0	0

<u>Account</u>		<u>FY 2008</u>	<u>FY 2008</u>	<u>FY 2009</u>	<u>YTD 12/31/08</u>	<u>F/Y 2009</u>	<u>PROPOSED</u>
<u>Number</u>	<u>Account Description</u>	<u>Budget</u>	<u>Actual</u>	<u>Budget</u>	<u>Actual</u>	<u>Y/E Estimate</u>	<u>2010 BUD</u>
Miscellaneous							
10-36-10551	REFUNDS/ADJUSTMENTS	0	903	0	0	0	0
10-36-10802	ADOPTIONS ANIMAL SHELTER	1,500	2,200	1,500	3,050	3,700	2,500
10-36-11000	SERVICE REIMB - OTHER	0	818	0	0	0	0
10-36-11054	COPS (CHRP) GRANT	0	0	0	0	0	63,751
10-36-11062	SERVICE REIMB - POLICE DEPT	5,000	0	500	0	0	500
10-36-11063	POLICE VEHICLE USE FEES	1,000	200	0	0	0	0
10-36-11064	SERVICE REIMB - FIRE DEPT	25,000	26,317	25,000	13,247	15,000	25,000
10-36-11066	SCHOOL RESOURCE OFFICER	92,000	47,866	50,000	10,473	50,000	50,000
10-36-11087	INSURANCE REIMBURSEMENTS	0	3,740	0	7,961	7,961	0
10-36-11099	EXPENSE REIMBURSEMENTS	0	0	0	657	657	0
10-36-11100	L.L.E.A.C REVENUE FROM COUNTY	0	1,144	0	132	0	0
10-36-13500	RENTAL INCOME	58,428	58,422	59,628	35,150	63,025	66,900
10-36-13501	POOL RENTAL	400	50	0	340	340	0
10-36-13597	AUCTION FUNDS	50,000	140,515	100,000	129,297	129,297	100,000
10-36-14000	POOL CONCESSIONS	0	658	500	420	500	500
10-36-21000	INTEREST EARNED	50,000	54,973	40,000	6,306	9,000	9,000
10-36-21001	RETURNED CHECK FEES	100	105	100	30	45	50
10-36-50000	UNASSIGNED REVENUES	500	98	500	20,273	26,378	0
10-36-50005	NPF XII BOND PROCEEDS	0	391	0	0	0	0
Total Miscellaneous		283,928	338,400	277,728	227,337	305,903	318,201
Contributions & Transfers							
10-38-40000	DONATIONS/MISC	0	105	0	340	580	0
10-38-40087	DONATIONS/SHELTER	0	1,818	0	0	0	0
10-38-51000	USE OF RESERVES	100,000		314,843	0	314,843	328,752
10-38-99942	TRANSFER FROM BISBEE ARTS COMM.	0	0	0	0	0	1,500
10-38-99953	TRANSFER FRM POLICE SPECIAL REV	0		50,000	0	8,500	10,000
10-38-99954	TRANSFERS FROM WWATER DEPT	175,557	175,557	191,395	95,697	191,395	193,240
10-38-99956	TRANSFERS FROM SANITATION	67,870	67,870	53,608	26,804	53,608	55,327
10-38-99959	TRANSFERS FROM QUEEN MINE	28,480	28,480	35,353	17,676	35,353	36,584
Total Contributions & Transfers		371,907	273,830	645,199	140,518	604,279	625,403
TOTAL REVENUE GENERAL FUND		6,449,430	6,524,230	6,864,628	3,358,179	6,741,536	6,752,797

Mayor and Council

The Mayor and Council, acting as the legislative body, determines City policy, enacts local legislation, adopts budgets, determines policies, appoints the City Manager and other officers deemed necessary and proper for the orderly government and administration of the affairs of the City.

Current Mayor and Council:

Mayor W. J. "Jack" Porter

Councilmember Boyd Nicholl, Ward I

Councilmember Ken Budge, Ward I

Councilmember Luche Giacomino, Ward II

Councilmember Raymond Rodgers, Ward II

Councilmember Anna Cline, Ward III

Councilmember Bennie Scott, Ward III

Council Sessions are held on the 1st and 3rd Tuesday of each month, with Special Sessions and Work Sessions held on an "as needed" basis. In 2008, there were twenty-two Regular Council Sessions, fifteen Special Sessions, four Work Sessions and three Joint Work Sessions. During the 2008 calendar year the Mayor and Council considered 183 Consent Agenda items and 251 Regular Agenda items of which 21 were Ordinances and 20 were Resolutions.

Fiscal Year 2009-10 Budget Highlights

The Mayor and Council FY 2009-10 budget reflects general price increases and the elimination of funding for Donations.

<u>Account</u>		<u>FY 2008</u>	<u>FY 2008</u>	<u>FY 2009</u>	<u>YTD 12/31/08</u>	<u>F/Y 2009</u>	<u>PROPOSED</u>
<u>Number</u>	<u>Account Description</u>	<u>Budget</u>	<u>Actual</u>	<u>Budget</u>	<u>Actual</u>	<u>Y/E Estimate</u>	<u>2010 BUD</u>
Mayor & Council							
10-50-11000	SALARIES - GENERAL	19,200	18,800	19,200	9,800	19,200	19,200
10-50-11100	F.I.C.A.	1,190	1,166	1,190	608	1,190	1,190
10-50-11200	MEDICARE	278	273	278	142	280	278
10-50-11700	WORKERS COMPENSATION	50	57	54	27	54	54
Mayor & Council Personnel Costs		20,718	20,296	20,722	10,577	20,724	20,723
10-50-12000	BUSINESS TRAVEL	4,500	2,652	5,780	3,946	4,280	4,780
10-50-12100	CONFERENCES	2,000	3,734	2,280	195	2,280	3,700
10-50-24000	TELEPHONE & FAX	650	598	670	146	400	500
10-50-30000	OTHER CONTRACTS-VIDEO TAPING	4,000	2,761	4,000	1,705	4,000	3,000
10-50-41500	OFFICE SUPPLIES	1,000	773	1,500	785	1,500	1,500
10-50-41505	DONATIONS	4,000	4,374	3,000	1,375	3,000	0
10-50-41506	DONATION-MEALS PROGRAM	200	0	0	0	0	0
10-50-41610	SPECIAL SUPPLIES	0	0	0	0	0	2,600
10-50-43000	FOURTH OF JULY	7,500	6,500	7,500	6,000	6,000	7,000
10-50-43500	POSTAGE	250	84	250	73	200	250
10-50-51000	PRINTING & REPRODUCTION	0	0	0	16	0	0
10-50-52000	ADVERTISING	400	529	800	71	800	800
10-50-73000	MEMBERSHIP/DUES	5,200	5,232	5,700	5,167	5,700	5,700
10-50-74001	BISBEE PINS & MUGS	1,000	450	1,000	0	850	0
10-50-74002	MISCELLANEOUS	1,750	1,371	2,000	649	660	0
10-50-74097	OTHER PROJECTS	1,500	334	1,800	963	1,000	1,500
10-50-75100	OFFICE EQUIPMENT/FURNISHINGS	0	0	1,700	0	1,100	1,000
Total Mayor & Council		54,668	49,688	58,702	31,669	52,494	53,053

City Manager

The City of Bisbee operates under the Council-Manager form of government. As such, the City Manager is responsible for the day-to-day operation of all city government functions under policy direction from the Mayor and City Council.

The Mayor and Council, acting as the legislative body, determine city policy. The City Manager proposes new policies and implements and administers policy adopted by the City Council. The City Manager is also responsible for development and administration of the City operating budget once approved by the Mayor and Council. The Mayor and Council appoint the City Manager.

In addition to the Charter responsibilities, the City Manager has an obligation to serve the community and the region. As a part of this service, the City Manager is currently involved in the Cochise County Solid Waste Rate Review Board and the Economic Development Steering Committee, the Freeport-McMoRan Citizens Advisory Group, Vice Chair of the SEAGO Administrative Council, and the Upper San Pedro Water District Organizing Board. The City Manager has also volunteered time to the Mule Mountain Relay for Life, the CCAH Cake Auction, the Copper Classic Car Show, and the Coaster Race.

Fiscal Year 2009-10 Budget Highlights

The FY 2009-10 Budget in the City Manager's Office will reflect a decrease in overall costs due to economic realities. Planned improvements are being delayed, and expenditures are being reduced as a part of the overall budget strategy.

<u>Account</u>		<u>FY 2008</u>	<u>FY 2008</u>	<u>FY 2009</u>	<u>YTD 12/31/08</u>	<u>F/Y 2009</u>	<u>PROPOSED</u>
<u>Number</u>	<u>Account Description</u>	<u>Budget</u>	<u>Actual</u>	<u>Budget</u>	<u>Actual</u>	<u>Y/E Estimate</u>	<u>2010 BUD</u>
City Manager							
10-51-11000	SALARIES - GENERAL	134,361	135,131	97,843	50,645	97,843	97,843
10-51-11100	F.I.C.A.	8,431	8,299	6,117	3,044	6,117	6,117
10-51-11200	MEDICARE	1,972	1,927	1,431	712	1,431	1,431
10-51-11300	A.S.R.S.	12,899	12,948	9,246	4,786	9,246	9,246
10-51-11500	MEDICAL INSURANCE	8,643	8,459	4,664	2,060	4,664	4,717
10-51-11501	STANDARD DISABILITY INSURANCE	1,168	922	725	222	725	331
10-51-11505	DEFERRED COMP	1,623	1,623	811	406	811	811
10-51-11510	DENTAL INSURANCE	1,339	1,440	603	301	603	603
10-51-11600	LIFE INSURANCE	139	261	125	62	125	108
10-51-11700	WORKERS COMPENSATION	352	379	276	142	276	276
	City Manager Personnel Costs	170,927	171,389	121,841	62,379	121,841	121,483
10-51-12000	BUSINESS TRAVEL	600	544	1,500	193	900	1,500
10-51-12100	CONFERENCES	400	610	1,500	0	1,000	1,500
10-51-14000	EDUCATION/TRAINING	300	219	1,000	0	350	1,000
10-51-24000	TELEPHONE & FAX	650	845	700	194	500	700
10-51-41500	OFFICE SUPPLIES	400	185	600	176	300	300
10-51-41610	SPECIAL SUPPLIES - OTHER	150	116	250	43	100	250
10-51-42100	BOOKS AND REFERENCE MATERIALS	200	31	200	0	50	100
10-51-42300	SOFTWARE	1,950	1,950	1,000	704	704	0
10-51-43500	POSTAGE	150	62	150	23	60	150
10-51-51000	PRINTING/REPRODUCTION	0	8	0	14	20	50
10-51-52000	ADVERTISING	0	785	100	0	0	100
10-51-71000	SUBSCRIPTIONS & MEMBERSHIPS	500	0	1,500	1,008	1,008	1,200
10-51-73000	MISCELLANEOUS	0	0	1,000	0	0	1,000
	Total City Manager	176,227	176,744	131,341	64,735	126,833	129,333

Finance

The Finance Department provides all of the accounting services to the City, along with fiscal oversight and auditing services. It also provides utility billing services to the Sanitation and Wastewater Funds. This department plays a vital role in assisting the City Manager's office in the preparation and implementation of the Annual Budget.

A portion of the cost of this department is defrayed by transfers into the General Fund from the Wastewater, Sanitation, and Queen Mine Funds.

This department also serves as the Fiscal Agent for the Bisbee Municipal Property Corporation.

As part of their ongoing responsibilities, last year the Finance Department received and accounted for over \$12 million in deposits for various funds, issued and collected approximately 43,000 sewer and garbage bills last year, and processed over 12,000 payroll and accounts payable checks.

The Finance Department has also been busy this past year with several ongoing projects and sewer and garbage billing issues continue to be addressed. The department has staff dedicated to monitor and collect delinquent sewer and garbage accounts, placing liens on delinquent accounts. In addition, all accounts are cross-checked quarterly with the County's property records to verify accuracy.

Fiscal Year 2009-10 Budget Highlights

There are no new programs or expenses included in this budget.

<u>Account</u>		<u>FY 2008</u>	<u>FY 2008</u>	<u>FY 2009</u>	<u>YTD 12/31/08</u>	<u>F/Y 2009</u>	<u>PROPOSED</u>
<u>Number</u>	<u>Account Description</u>	<u>Budget</u>	<u>Actual</u>	<u>Budget</u>	<u>Actual</u>	<u>Y/E Estimate</u>	<u>2010 BUD</u>
Finance							
10-52-11000	SALARIES - GENERAL	211,589	212,276	219,324	109,374	219,324	219,816
10-52-11100	F.I.C.A.	13,370	12,845	13,850	6,667	13,850	13,880
10-52-11200	MEDICARE	3,127	2,983	3,239	1,559	3,239	3,246
10-52-11300	A.S.R.S.	20,313	20,344	20,726	10,336	20,726	20,772
10-52-11500	MEDICAL INSURANCE	21,607	23,415	23,319	11,659	23,319	23,585
10-52-11501	STANDARD DISABILITY INSURANCE	2,398	2,031	2,459	919	2,400	1,396
10-52-11505	DEFERRED COMP	4,057	4,125	4,057	2,029	4,057	4,057
10-52-11510	DENTAL INSURANCE	2,500	2,687	2,250	1,125	2,250	2,250
10-52-11600	LIFE INSURANCE	348	654	624	312	624	540
10-52-11700	WORKERS COMPENSATION	554	595	619	306	619	620
	Finance Personnel Costs	279,863	281,955	290,467	144,285	290,408	290,162
10-52-12000	BUSINESS TRAVEL	750	81	750	1,151	1,151	750
10-52-12100	CONFERENCES	1,200	0	1,200	0	605	1,200
10-52-14000	EDUCATION/TRAINING	1,500	992	2,000	520	1,500	2,000
10-52-33000	AUDITING & ACCOUNTING	38,500	35,500	37,000	37,000	37,000	34,000
10-52-36000	MAINTENANCE & SUPPORT AGREEMENTS	5,800	6,700	5,800	2,680	5,360	5,800
10-52-41500	OFFICE SUPPLIES	2,500	2,326	2,500	1,723	2,700	2,500
10-52-41602	SPECIAL SUPPLIES - BILLS & FORMS	4,200	2,311	4,200	1,044	4,200	4,200
10-52-42100	BOOKS AND REFERENCE MATERIALS	575	250	575	572	572	575
10-52-42300	SOFTWARE	2,500	2,409	1,000	0	0	1,000
10-52-43500	POSTAGE & METER TAPES	12,000	10,823	12,300	5,495	12,300	12,500
10-52-51000	PRINTING & REPRODUCTION	0	0	0	12	25	50
10-52-52000	ADVERTISING	2,500	3,237	2,500	0	2,500	2,500
10-52-71000	SUBSCRIPTIONS & MEMBERSHIPS	250	225	250	60	150	250
10-52-75001	FEES - FUNDS MANAGEMENT	11,000	8,740	11,000	5,861	12,000	12,000
10-52-75002	FEES - COLLECTIONS-VARIANCES	0	110	0	9	0	0
10-52-75003	CREDIT CARD FEES	3,500	4,244	3,700	2,057	4,200	4,200
10-52-91000	COMPUTERS/OFFICE MACHINES	0	0	0	0	0	6,600
	Total Finance	366,638	359,903	375,242	202,468	374,671	380,287

City Clerk

The City Clerk is responsible to the Mayor and City Council. In this role, the Clerk provides all City record keeping and retention services, provides public records to the public and the news media, works with the Mayor to establish City Council meeting agendas, provides City Council with meeting packets and incoming correspondence, operates as the first point of contact at City Hall for all citizens and serves in the role of Chief Elections Officer for the City.

During the 2008 calendar year the City Clerk's Office:

Conducted a Special Election on March 11, 2008 for Charter Amendments.
Took on new responsibilities of Web Site maintenance and Channel 5 Production.
Reorganized the City Clerk's office for better public service and changed the ergonomic design for better employee health and welfare.

In addition, the following items were processed by this office:

- Number of Record Requests Received 233
- Number of Notices Posted 179
- Number of Documents Notarized 381
- Number of meetings scheduled at City Hall 232
- Number of Advertisements/publications 35

Fiscal Year 2009-10 Budget Highlights

The City Clerk's FY 2009-10 budget reflects general price increases and continuing education and training for staff.

<u>Account</u>		<u>FY 2008</u>	<u>FY 2008</u>	<u>FY 2009</u>	<u>YTD 12/31/08</u>	<u>F/Y 2009</u>	<u>PROPOSED</u>
<u>Number</u>	<u>Account Description</u>	<u>Budget</u>	<u>Actual</u>	<u>Budget</u>	<u>Actual</u>	<u>Y/E Estimate</u>	<u>2010 BUD</u>
City Clerk							
10-53-11000	SALARIES - GENERAL	75,626	77,180	85,328	31,177	64,100	86,155
10-53-11001	OVERTIME - GENERAL	600	186	600	0	0	600
10-53-11050	SALARIES - PART TIME	15,101	16,220	17,160	8,407	16,200	17,940
10-53-11100	F.I.C.A.	5,763	5,907	6,492	2,486	5,484	6,592
10-53-11200	MEDICARE	1,348	1,372	1,518	581	951	1,540
10-53-11300	A.S.R.S.	8,767	8,635	9,742	3,712	8,163	9,894
10-53-11500	MEDICAL INSURANCE	8,643	9,009	9,327	4,664	9,327	9,434
10-53-11501	STANDARD DISABILITY INSURANCE	1,103	830	1,116	380	836	575
10-53-11505	DEFERRED COMP	1,623	1,623	1,623	811	1,623	1,623
10-53-11510	DENTAL INSURANCE	915	507	442	221	442	442
10-53-11600	LIFE INSURANCE	139	256	250	125	250	216
10-53-11700	WORKERS COMPENSATION	239	262	291	111	263	295
	City Clerk Personnel Costs	119,867	121,987	133,889	52,675	107,639	135,306
10-53-12000	BUSINESS TRAVEL	2,575	1,631	4,600	417	2,500	4,000
10-53-12100	CONFERENCES	600	560	930	0	350	650
10-53-14000	EDUCATION/TRAINING	825	465	1,150	0	950	1,250
10-53-24000	TELEPHONE & FAX	600	567	600	189	500	500
10-53-31100	PROFESSIONAL FEES - ATTORNEY	2,500	1,650	300	0	0	0
10-53-36000	MAINTENANCE & SUPPORT AGREEMENTS	1,700	1,548	1,700	1,548	1,700	1,200
10-53-41500	OFFICE SUPPLIES	2,250	2,249	2,500	456	1,800	2,500
10-53-42100	BOOKS AND REFERENCE MATERIALS	150	0	150	0	150	150
10-53-42300	SOFTWARE	3,400	3,428	1,000	0	0	500
10-53-43500	POSTAGE	150	134	150	58	150	200
10-53-51000	PRINTING/REPRODUCTION	700	113	700	17	350	700
10-53-51500	CONTRACTED LABOR	0	0	0	8,308	13,500	0
10-53-52000	ADVERTISING/PUBLICATIONS	2,000	1,579	2,000	895	2,000	2,000
10-53-71000	SUBSCRIPTIONS & MEMBERSHIPS	500	370	600	90	600	600
10-53-74000	ELECTIONS	16,000	14,552	16,000	5,437	6,721	0
10-53-75100	OFFICE EQUIP & FURNISHINGS	0	0	0	0	0	1,450
10-53-91000	HRDWR/SFTWR/OFFICE MACHINES	0		1,800	660	1,800	950
	Total City Clerk	153,817	150,833	168,069	70,750	140,710	151,956

Community Development

The Community Development Department works to provide the community with services that improve or enhance the quality of life. As such, the department is responsible for seven departmental entities: Planning and Zoning, the Visitor Center, Building Inspection/Code Enforcement, Queen Mine Tour, Bisbee Arts Commission, Community Development Block Grant, and the Bisbee Bus. Project status, accomplishments, and upcoming changes can be found here and in perspective budget pages. In addition, they provide staff liaisons to the Planning and Zoning Commission, the Design Review Board, the Bisbee Arts Commission, Board of Adjustments, the Commission on Disabilities Issues, and the Transportation Advisory Council.

The Community Development Department's Planning, Zoning, and Building Inspection/Code Enforcement staff brought several projects from conception to fruition during the 2008-2009 fiscal year and assisted various boards and commissions in achieving their goals. Projects include:

- Implementation of San Jose Charrette Guidelines and Best Practices into the General Plan, Master Development Plan Ordinance, and the Sub-division Code Ordinance
- Updates to the Zoning Code
- Sale of decommissioned, City-owned property
- Impact Fee Study
- Development of Economic Forum
- Continued progress on Bakerville Drainage Project
- Acquisition of \$347,000 in grant funding for various City projects
- Management/Oversight of \$1.7 million in budget authority
- City-wide art events – Bisbee Blues Festival, Plein Air Competition, Studio Tour, Art Auction, Mini-Grants, Flam Chen New Year's Eve extravaganza, and the Millicent Kasun Award and City Collection; the selection of work by a local artist for the City's art collection
- Purchase of transit bus and shelters
- Senior Center Addition Contract Management

Fiscal Year 2009-10 Budget Highlights

Community Development has been working with State agencies to determine the impact of State budget cutbacks affecting local programs. While several programs have been suspended and contracts with the State have been pushed back, the Department is working to identify other funding sources and to take full advantage of Stimulus Bill funding made available through the Federal Government.

<u>Account</u>		<u>FY 2008</u>	<u>FY 2008</u>	<u>FY 2009</u>	<u>YTD 12/31/08</u>	<u>F/Y 2009</u>	<u>PROPOSED</u>
<u>Number</u>	<u>Account Description</u>	<u>Budget</u>	<u>Actual</u>	<u>Budget</u>	<u>Actual</u>	<u>Y/E Estimate</u>	<u>2010 BUD</u>
Comm. Development							
10-54-11000	SALARIES - GENERAL	93,163	91,192	102,138	45,003	102,200	98,596
10-54-11001	OVERTIME - GENERAL	1,313	4,121	1,803	892	1,800	2,164
10-54-11100	F.I.C.A.	5,958	5,800	6,545	2,772	6,000	6,348
10-54-11200	MEDICARE	1,394	1,351	1,531	648	1,300	1,485
10-54-11300	A.S.R.S.	9,070	9,133	9,855	4,337	8,800	9,522
10-54-11500	MEDICAL INSURANCE	8,643	8,978	9,327	5,052	9,327	9,434
10-54-11501	STANDARD DISABILITY INSURANCE	1,178	919	1,348	222	750	622
10-54-11505	DEFERRED COMP	1,623	1,521	1,623	710	1,623	1,623
10-54-11510	DENTAL INSURANCE	915	984	824	412	824	824
10-54-11600	LIFE INSURANCE	140	238	293	114	293	216
10-54-11700	WORKERS COMPENSATION	247	265	288	127	288	284
	Community Development Personnel Costs	123,644	124,502	135,575	60,290	133,205	131,118
10-54-12000	BUSINESS TRAVEL	350	135	400	101	300	400
10-54-12100	CONFERENCES	1,700	1,170	1,700	55	500	1,700
10-54-14000	EDUCATION/TRAINING	500	1,000	3,000	0	1,000	2,000
10-54-24000	TELEPHONE & FAX	720	889	1,200	203	600	1,200
10-54-34000	PROFESSIONAL FEES	33,000	17,945	15,000	14,177	15,000	35,000
10-54-34001	OTHER CONTRACTS	0	0	35,000	0	0	15,000
10-54-34050	HISTORIC DISTRICT DESIGN GUIDELINE	7,000	0	0	0	0	0
10-54-41500	OFFICE SUPPLIES	1,300	335	1,300	32	500	1,300
10-54-42300	SOFTWARE	0	0	500	0	500	500
10-54-43500	POSTAGE	2,700	538	1,000	358	1,000	1,200
10-54-51000	PRINTING/REPRODUCTION	1,200	2,559	1,450	209	1,450	1,450
10-54-52000	ADVERTISING	2,600	584	1,000	444	1,000	1,200
10-54-71000	SUBSCRIPTIONS & MEMBERSHIPS	500	298	500	150	500	500
10-54-73555	ECONOMIC FORUM	2,500	2,745	1,000	1,000	1,000	1,500
10-54-75100	EQUIPMENT & FURNITURE-COMPUTER	1,800	401	5,000	2,856	3,500	0
10-54-93000	GRANT MATCH	0	0	33,000	0	10,730	28,770
	Total Community Development	179,514	153,101	236,625	79,876	170,785	222,838

Administration and General Government

This department accounts for several of the general operating expenses of City Hall such as utilities, postage and copier maintenance fees, liability insurance, special supplies, and fuel. This fund also includes transfers to other funds within the City budget, such as:

- Transfer Bed Tax Revenues to the Visitor Center Fund
- Transfer to Airport Fund to support operations
- Transfer to Debt Service Fund to provide for those debts funded by the General Fund
- Transfer portion of Sales Tax Revenue allocated to Wastewater Fund
- Transfer to Bisbee Bus to supplement the City's "in-kind" contribution to the operation including funds to replace lost revenues from L.T.A.F. II.

Fiscal Year 2009-10 Budget Highlights

There are no new expenditures planned for this department.

<u>Account</u>		<u>FY 2008</u>	<u>FY 2008</u>	<u>FY 2009</u>	<u>YTD 12/31/08</u>	<u>F/Y 2009</u>	<u>PROPOSED</u>
<u>Number</u>	<u>Account Description</u>	<u>Budget</u>	<u>Actual</u>	<u>Budget</u>	<u>Actual</u>	<u>Y/E Estimate</u>	<u>2010 BUD</u>
Admin & Gen Government							
10-55-21000	ELECTRIC	15,500	15,307	16,000	8,164	16,000	16,800
10-55-22000	WATER	2,500	2,152	2,500	1,081	2,400	2,500
10-55-22550	SEWER AND GARBAGE SERV.	3,355	3,474	3,560	1,496	3,560	3,750
10-55-23000	GAS	7,700	7,361	7,500	1,670	7,550	7,700
10-55-34002	PROFESSIONAL FEES - 125 PLAN	250	250	250	250	250	250
10-55-34010	PROFESSIONAL FEES - SEAGO	2,600	2,562	2,600	1,250	2,600	2,600
10-55-41500	OFFICE SUPPLIES	4,000	3,749	4,000	1,500	4,000	4,000
10-55-41700	CONTRACT SERVICES	0	2,144	1,000	643	1,000	1,100
10-55-42400	SPECIAL SUPP - FLAGS	1,000	1,282	1,270	771	1,270	1,500
10-55-43500	POSTAGE	2,900	2,350	2,900	1,089	2,900	3,400
10-55-51000	PRINTING	1,000	936	1,600	702	1,600	1,600
10-55-51100	COPIER MAINTENANCE	8,000	8,302	9,800	3,172	8,800	10,300
10-55-52000	ADVERTISING	0	88	0	0	0	0
10-55-52500	PROPERTY, CASUALTY, LIABILITY	149,153	132,804	150,000	88,066	150,000	150,000
10-55-52501	INSURANCE CLAIMS & DEDUCTIBLES	5,000	2,916	5,000	235	250	5,000
10-55-54500	PROPERTY LEASES - VARIOUS	600	651	650	491	650	650
10-55-62000	FUEL & LUBRICANTS	1,600	2,628	3,000	1,342	3,000	3,000
10-55-73000	MISCELLANEOUS	0	8	0	0	0	0
10-55-79000	LOSS: BOND DEFAULT/INVESTMENTS	0	0	0	4,142	4,142	0
10-55-99020	TRANSFER BED TAX TO FUND 20	115,000	129,207	115,000	53,083	115,000	115,000
10-55-99050	TRANSFER TO AIRPORT	110,000	105,367	17,005	8,502	3,058	9,780
10-55-99053	TRANSFER TO SPEC POLICE GRANTS	0	1,120	0	0	0	0
10-55-99085	TRANSFERS TO DEBT SERVICE	64,800	64,800	84,803	42,402	84,803	84,805
10-55-99210	TRF SALES TAX INCR TO WWATER	369,000	341,696	341,146	144,931	334,482	348,000
10-55-99921	ALLOCATION TO STREETS	0		100,000	50,000	100,000	0
10-55-99996	TRANSFER TO BISBEE BUS	4,613	4,613	17,991	8,996	17,991	950
Total Admin & Gen Government		868,571	835,767	887,575	423,975	865,306	772,685

Personnel

The Personnel Department, headed by the Personnel Director, is responsible to the City Manager. With over 100 employees and a large array of personnel-related issues, this department is responsible for implementing the terms of the Personnel Rules and Regulations, assisting our employees with getting the most out of our benefits package, working with our benefits consultants to obtain the best possible benefits for the least possible cost, and recommending to the City Council all changes necessary for best delivery of employee services. The Personnel Director is also responsible for administrative support to the City Manager and the City Attorney, which are duties that we had hoped to separate into an additional position of Executive Assistant, but have been unable to accomplish due to budget constraints for the foreseeable future.

Without a doubt, the crowning achievement of the Personnel Department in 2008 was the adoption of a completely new set of Personnel Rules and Regulations. This policy replaced an outdated and largely confusing set of policies that had not been reviewed comprehensively since the 1990's. Literally everyone was able to provide input and counsel in the formation of this policy, including the Employee Unions, the Employee Council, the Civil Service Commission, the Department Heads, and City Council. Special recognition is deserved for the efforts of the Personnel Director, the City Attorney, the Finance Director, and the Chair of the Employee Council for their dedication to producing a policy that our employees can actually use.

The Personnel Department continued to provide employee development opportunities with several trainings for both supervisory and non-supervisory positions.

During 2008, a total of eighteen employees left our employ for various reasons resulting in a reduction in employee turnover of 4.6% from the previous year.

Fiscal Year 2009-10 Budget Highlights

There are no new items presented in next year's budget.

<u>Account</u>		<u>FY 2008</u>	<u>FY 2008</u>	<u>FY 2009</u>	<u>YTD 12/31/08</u>	<u>F/Y 2009</u>	<u>PROPOSED</u>
<u>Number</u>	<u>Account Description</u>	<u>Budget</u>	<u>Actual</u>	<u>Budget</u>	<u>Actual</u>	<u>Y/E Estimate</u>	<u>2010 BUD</u>
Personnel							
10-56-11000	SALARIES - GENERAL	0	0	45,718	22,081	45,718	45,719
10-56-11100	F.I.C.A.	0	0	2,885	1,390	2,885	2,885
10-56-11200	MEDICARE	0	0	675	325	675	675
10-56-11300	A.S.R.S.	0	0	4,320	2,087	4,320	4,320
10-56-11500	MEDICAL INSURANCE	0	0	4,664	2,464	4,664	4,717
10-56-11501	STANDARD DISABILITY INSURANCE	0	0	725	205	725	331
10-56-11505	DEFERRED COMP	0	0	811	429	811	811
10-56-11510	DENTAL INSURANCE	0	0	603	318	603	603
10-56-11600	LIFE INSURANCE	0	0	125	66	125	108
10-56-11700	WORKERS COMPENSATION	0	0	129	74	129	129
	Personnel Personnel Costs	0	0	60,655	29,439	60,655	60,298
10-56-12000	BUSINESS TRAVEL	0	0	200	0	75	200
10-56-14000	EDUCATION/TRAINING	625	613	100	0	0	300
10-56-35100	RECRUITMENT COSTS	500	364	500	116	512	500
10-56-41500	OFFICE SUPPLIES	200	200	300	132	300	300
10-56-41610	SPECIAL SUPPLIES - OTHER	0	0	700	110	500	500
10-56-41710	EMPLOYEE LAB TESTS	0	0	1,200	86	172	1,000
10-56-42100	BOOKS AND REFERENCE MATERIAL	0	0	50	0	0	100
10-56-43500	POSTAGE	200	158	200	96	200	200
10-56-51000	PRINTING & REPRODUCTION	0	0	0	12	20	30
10-56-52000	ADVERTISING/PUBLICATIONS	1,800	1,465	1,800	407	1,500	1,800
10-56-71000	SUBSCRIPTIONS & MEMBERSHIPS	160	145	195	145	145	195
10-56-73000	MISCELLANEOUS	0	0	5,500	1,000	3,000	500
10-56-74001	HEALTH & SAFETY	6,000	6,122	500	15	500	500
	Total Personnel	9,485	9,067	71,900	31,558	67,579	66,423

Legal Services

The City Attorney is responsible to the Mayor and City Council. The Attorney provides legal counsel to the City Council and the City staff, and defends the City against all lawsuits and claims. The City Attorney is also responsible for drafting ordinances and resolutions for consideration by City Council, and provides staff support for various boards and commissions.

Fiscal Year 2009-10 Budget Highlights

There are no new items presented in next year's budget.

<u>Account</u>		<u>FY 2008</u>	<u>FY 2008</u>	<u>FY 2009</u>	<u>YTD 12/31/08</u>	<u>F/Y 2009</u>	<u>PROPOSED</u>
<u>Number</u>	<u>Account Description</u>	<u>Budget</u>	<u>Actual</u>	<u>Budget</u>	<u>Actual</u>	<u>Y/E Estimate</u>	<u>2010 BUD</u>
Legal Services							
10-57-11000	SALARIES - GENERAL	93,766	94,296	96,574	48,276	96,574	97,317
10-57-11100	F.I.C.A.	5,864	5,685	6,038	2,900	5,800	6,085
10-57-11200	MEDICARE	1,371	1,320	1,412	678	1,356	1,423
10-57-11300	A.S.R.S.	9,002	9,034	9,126	4,562	9,124	9,196
10-57-11500	MEDICAL INSURANCE	4,321	4,684	4,664	2,332	4,664	4,717
10-57-11501	STANDARD DISABILITY INSURANCE	725	533	725	222	444	331
10-57-11505	DEFERRED COMP	811	811	811	406	812	811
10-57-11510	DENTAL INSURANCE	670	720	603	301	602	603
10-57-11600	LIFE INSURANCE	70	131	125	62	124	108
10-57-11700	WORKERS COMPENSATION	246	244	232	105	210	214
	Legal Services Personnel Costs	116,846	117,458	120,310	59,845	119,710	120,805
10-57-12000	BUSINESS TRAVEL	500	0	500	0	250	500
10-57-14000	EDUCATION/TRAINING	500	108	500	0	300	500
10-57-31100	PROFESSIONAL FEES - ATTORNEY	1,000	722	1,000	0	400	1,000
10-57-34000	PROFESSIONAL FEES - COMPUTER	200	0	0	0	0	0
10-57-41500	OFFICE SUPPLIES	250	192	250	70	170	250
10-57-41800	DUPLICATION/COPY FEES	100	0	100	0	0	100
10-57-42100	BOOKS AND REFERENCE MATERIALS	1,500	1,642	1,500	1,459	2,000	2,000
10-57-43500	POSTAGE	250	131	250	35	70	200
10-57-53000	OTHER - COMPUTER	750	88	800	0	0	0
10-57-71000	SUBSCRIPTIONS & MEMBERSHIPS	1,200	660	1,200	750	1,100	1,300
10-57-73000	MISCELLANEOUS	100	10	100	0	100	100
10-57-75005	RECORDING FEES	0	24	50	26	50	50
10-57-75100	OFFICE FURNISHINGS	150	0	0	0	0	0
	Total Legal Service	123,346	121,035	126,560	62,185	124,150	126,805

Water System

This department is better known as the Old Bisbee Fire Protection System. It consists of a large reservoir which gravity-feeds water to the distribution and fire hydrant system in Old Bisbee and a pump house that feeds water to the reservoir from a well located in the Mule Gulch Channel. Maintenance of this system is handled by Wastewater personnel. Expenditures for this department include expenses attendant to the system, and do not include personnel costs.

Fiscal Year 2009-10 Budget Highlights

No new expenditures are anticipated for this department. As a cost saving measure, the Arizona Water meter system used to augment replenishing water in the system will be turned off. This meter can then be turned back on if needed.

<u>Account</u>		<u>FY 2008</u>	<u>FY 2008</u>	<u>FY 2009</u>	<u>YTD 12/31/08</u>	<u>F/Y 2009</u>	<u>PROPOSED</u>
<u>Number</u>	<u>Account Description</u>	<u>Budget</u>	<u>Actual</u>	<u>Budget</u>	<u>Actual</u>	<u>Y/E Estimate</u>	<u>2010 BUD</u>
Water System							
10-58-21000	ELECTRIC	3,000	4,062	3,000	766	1,800	3,000
10-58-22000	WATER	6,500	6,406	6,000	2,667	6,000	0
10-58-34102	TESTING	500	0	500	0	0	500
10-58-42500	OTHER MAINTENANCE - SYSTEM	0	0	2,000	0	500	2,000
10-58-64000	EQUIPMENT MAINTENANCE	2,500	1,535	5,000	0	0	5,000
Total Water System		12,500	12,003	16,500	3,434	8,300	10,500

Information Systems

The Information Systems department funds maintenance and consulting services for all of the City's computer systems, telephones and internet access for City Hall. This department does not fund any employees but provides for the services of consultants for city-wide computer systems maintenance as well as email and website hosting.

Fiscal Year 2009-10 Budget Highlights

There are no new items presented in next year's budget.

<u>Account</u>		<u>FY 2008</u>	<u>FY 2008</u>	<u>FY 2009</u>	<u>YTD 12/31/08</u>	<u>F/Y 2009</u>	<u>PROPOSED</u>
<u>Number</u>	<u>Account Description</u>	<u>Budget</u>	<u>Actual</u>	<u>Budget</u>	<u>Actual</u>	<u>Y/E Estimate</u>	<u>2010 BUD</u>
Information Systems							
10-59-24000	TELEPHONE & FAX	15,000	13,837	15,000	6,587	15,000	15,000
10-59-24001	T1 LINE FOR INTERNET ACCESS	7,000	6,147	10,000	2,880	5,760	9,000
10-59-34000	PROFESSIONAL FEES - COMPUTER	14,000	13,529	14,000	6,821	14,000	16,000
10-59-41610	VIDEO/SUPPLIES	750	519	300	214	300	300
Total Information Systems		36,750	34,032	39,300	16,502	35,060	40,300

Police

The Bisbee Police Department mission and responsibility is to serve and protect persons and property in the City of Bisbee. It is the right of all persons within the department's jurisdiction to be free from criminal acts, to be secure in their possessions and to live in peace. The responsibilities associated with this mission are many. They include enforcement of City Ordinances, Federal and State laws, maintaining the peace and order of the City, protecting life and property, and generally assisting citizens in urgent situations. As a member of the Bisbee Police Department, officers and civilian employees make the department's responsibilities their own. They are expected to carry out this mission diligently and courteously, and to take pride in the services they provide. The department serves the people of Bisbee and it's visitors by performing the law enforcement function in a professional manner, and it is to these people that the department is ultimately responsible.

The Police Department responds to a variety of calls for service each year. They include enforcement of City Codes and Ordinances, state laws, criminal and civil traffic, and misdemeanor and felony violations along with federal laws. We maintain Intergovernmental Agreements with Cochise County, Arizona Department of Public Safety, D.E.A., F.B.I., U.S. Border Patrol, and Naco and San Jose Fire Districts for assistance involving calls for service. With this enforcement comes record retention and reporting to City, County, State and Federal jurisdictions, providing reports to attorneys for City, State and Federal prosecution, and for courts in City, State and Federal justice systems.

The Bisbee Police Department offers other special services to the community, including House Watch, Crime Prevention Programs, Neighborhood Watch Programs, Bicycle Safety Programs, Kids I.D. Program, Adopt-a-School Program, Bisbee Police Explorer Post #455, and the Arizona Youth Hunter Safety Course. The Bisbee Police Department had a 911 Power Mapping System installed in March 2009. This mapping system allows the department to improve respond time, efficiency, and production. This department also maintains the Animal Control service and shelter and presently supports a "no kill" facility.

The Bisbee Police Department maintains a 24-hour dispatch and 9-1-1 Enhanced System. We dispatch calls for police, fire and ambulance, as well as after-hour calls for the Public Works Department. Our 911 Center handles all 911 emergency calls within the City limits. During the 2008 calendar year, the Bisbee Police Department responded to 7,973 calls for service. These calls included: Accidents - 323; Disturbances - 212; Crimes Against Persons - 419; Crimes Against Property - 352; Juvenile Problems - 141; 911 Calls - 1,565; Citations - 219; Extra Patrol House Watch - 136; Assist Other Agencies - 338; Parking Complaints - 160; Suspicious Activities - 356; Alarms - 195; Animal Control - 800; Other Incidents - 2,757.

Fiscal Year 2009-10 Budget Highlights

This budget includes funding from the COPS Hiring Recovery Program (C.H.R.P.) to provide salary and benefits for one officer for the next three years. Also included is funding for Operation Stonegarden to provide for overtime, benefits, mileage and equipment reimbursement for a three-year period.

Lastly, a generous donation from Dr. Wayne Badger will provide for improvements and remodeling of the Animal Shelter.

<u>Account</u>		<u>FY 2008</u>	<u>FY 2008</u>	<u>FY 2009</u>	<u>YTD 12/31/08</u>	<u>F/Y 2009</u>	<u>PROPOSED</u>
<u>Number</u>	<u>Account Description</u>	<u>Budget</u>	<u>Actual</u>	<u>Budget</u>	<u>Actual</u>	<u>Y/E Estimate</u>	<u>2010 BUD</u>
Police							
10-62-11000	SALARIES - GENERAL	978,739	938,361	973,479	482,474	982,916	1,008,366
10-62-11001	OVERTIME - GENERAL	116,617	535,612	115,151	98,601	115,151	108,939
10-62-11003	SPECIAL EVENT - OVERTIME	21,300	0	0	0	0	0
10-62-11004	DIFFERENTIAL PAY EXPENSE	16,500	15,542	19,000	7,505	16,500	17,500
10-62-11050	SALARIES - PART TIME	28,635	32,616	30,828	18,003	36,912	30,940
10-62-1190	REIMBURSED SALARIES - DHLS	(40,000)	(445,613)	0	0	0	0
10-62-11100	F.I.C.A.	83,840	89,327	82,653	37,779	79,343	73,876
10-62-11200	MEDICARE	19,608	21,968	19,330	8,882	18,981	17,277
10-62-11300	A.S.R.S.	30,140	38,214	45,787	16,587	39,303	31,150
10-62-11400	A.P.S.P.R.S.	237,106	237,645	277,376	126,977	261,473	245,698
10-62-11500	MEDICAL INSURANCE	99,393	102,397	102,601	50,594	102,601	108,493
10-62-11501	STANDARD DISABILITY INSURANCE	16,648	13,132	16,497	10,066	17,300	10,895
10-62-11505	DEFERRED COMP	18,663	17,371	17,852	8,892	16,400	18,663
10-62-11510	DENTAL INSURANCE	11,584	12,309	10,586	5,116	9,366	10,807
10-62-11600	LIFE INSURANCE	1,601	2,847	2,746	1,362	2,512	2,485
10-62-11700	WORKERS COMPENSATION	36,735	40,711	38,490	16,543	35,319	33,858
	Police Personnel Costs	1,677,109	1,652,439	1,752,376	889,380	1,734,077	1,718,947
10-62-11705	POLICE CANCER INS POLICY	0	1,300	1,600	1,400	1,400	1,600
10-62-11990	REIMBURSED ERE'S - DHLS	0	(44,191)	0	0	0	0
10-62-12000	BUSINESS TRAVEL	1,000	523	0	66	0	0
10-62-13000	UNIFORMS	22,100	20,125	24,800	11,650	24,050	24,800
10-62-13010	HEATH CLUB REIMBURSEMENT	2,000	300	1,000	200	200	600
10-62-13039	RUO-AUTHORIZED EXPENDITURES	0	0	0	2,958	0	0
10-62-13097	AUCTION EXPENSES & EQUIPMENT	8,000	9,668	6,000	2,914	5,400	5,000
10-62-14000	EDUCATION/TRAINING	4,000	2,025	4,500	1,468	3,500	4,000
10-62-21000	ELECTRIC	9,600	11,152	12,000	5,988	12,000	12,000
10-62-22000	WATER	1,500	1,468	1,500	651	1,500	1,500
10-62-22550	SEWER AND GARBAGE SERV.	1,700	1,914	1,900	814	1,900	2,125
10-62-23000	GAS	1,500	736	1,500	148	1,350	1,500
10-62-24000	TELEPHONE & FAX	5,000	18,346	16,000	5,887	14,000	14,000
10-62-24001	INTERNET ACCESS FEES	750	750	850	378	756	800
10-62-35100	RECRUITMENT COSTS	1,000	836	500	739	739	300
10-62-41500	OFFICE SUPPLIES	3,800	4,893	4,500	2,162	4,000	4,500
10-62-41601	SPECIAL SUPP - AMMUNITION	1,000	1,000	1,000	40	1,000	1,000
10-62-41700	CONTRACT SERVICES	1,800	3,020	2,000	882	1,820	2,000
10-62-42000	CUSTODIAL SUPPLIES	0	118	0	12	12	0
10-62-42100	BOOKS AND REFERENCE MATERIALS	2,000	1,832	1,000	645	645	700
10-62-42500	REPAIRS & MAINT - BLDG	1,000	1,176	1,000	1,135	1,135	1,000
10-62-43500	POSTAGE	200	286	200	122	200	200
10-62-43600	MOVING, TOWING, STORAGE	8,000	10,569	5,000	1,400	11,900	7,000
10-62-52000	ADVERTISING	0	253	200	31	31	100
10-62-52501	INSURANCE CLAIMS & DEDUCTIBLES	0	0	0	5,525	5,525	0
10-62-53000	CONTRACTS - OTHER	6,000	6,620	6,200	4,241	5,880	6,200
10-62-53503	DOC WORKERS	670	635	750	28	28	0
10-62-61000	PARTS & LABOR	12,000	15,212	12,000	7,540	10,800	12,000
10-62-62000	FUEL & LUBRICANTS	44,000	82,976	75,000	30,643	65,000	65,000
10-62-64000	EQUIPMENT	6,500	6,906	6,500	0	551	600
10-62-71000	SUBSCRIPTIONS & MEMBERSHIPS	500	718	700	0	450	500
10-62-72000	OTHER MAINT - ANIMAL SHELTER	4,500	3,516	4,500	2,223	4,500	4,500
10-62-72001	SHELTER PROGRAMS	2,500	1,946	2,500	2,868	7,500	5,000
10-62-73000	MISCELLANEOUS	0	165	0	0	0	0
	Total Police	1,829,729	1,819,232	1,947,576	984,137	1,921,849	1,897,472

Fire Department

The Fire Department is headed by the Fire Chief, who reports to the City Manager. This department is responsible for fire suppression, investigation, prevention, and emergency medical services. This department also provides inter-facility transfer of patients to hospitals in Sierra Vista, Tucson, and Phoenix. Additionally, this department plays a vital role in Incident Command for natural and man-made disasters.

One of the unique features of the City of Bisbee is our full-time Fire Department. Almost all of the cities in the United States of our size operate with a volunteer Fire Department. After the great fire of 1908, this city decided that we should have a full-time fire department, and that tradition continues to this day. While the cost of this service is high, we supplement this cost with our inter-facility transfer service.

During the 2008 calendar year, the Fire Department responded to 2,249 calls. Most of these involved the following categories:

- Structure fires - 7
- Brush fires - 31
- Other fires - 19
- Fire good intent - 59
- Vehicle fires - 7
- Emergency Medical Services (including good intent) - 1,130
- Inter-facility transfers - 407
- UDA EMS Transports - 84

Fiscal Year 2009-10 Budget Highlights

The Fire Department budget reflects increased prices for fuel and supplies, general wage increases, and increased employer contributions to the retirement system.

Once again the Fire Department is requesting grants from FEMA for a new fire truck and fire equipment at an estimated total cost of \$360,000. If awarded, the City's share would be \$18,000 and is included in this budget as well.

<u>Account</u>		<u>FY 2008</u>	<u>FY 2008</u>	<u>FY 2009</u>	<u>YTD 12/31/08</u>	<u>FY 2009</u>	<u>PROPOSED</u>
<u>Number</u>	<u>Account Description</u>	<u>Budget</u>	<u>Actual</u>	<u>Budget</u>	<u>Actual</u>	<u>Y/E Estimate</u>	<u>2010 BUD</u>
Fire							
10-64-11000	SALARIES - GENERAL	850,727	807,329	797,636	393,758	789,500	795,917
10-64-11001	OVERTIME - GENERAL	181,349	137,512	95,520	71,331	128,000	130,000
10-64-11200	MEDICARE	13,233	13,054	13,441	6,715	13,304	13,916
10-64-11400	A.P.S.P.R.S.	233,379	238,936	310,516	159,615	314,445	327,508
10-64-11500	MEDICAL INSURANCE	90,751	96,408	93,274	45,694	84,000	94,342
10-64-11501	STANDARD DISABILITY INSURANCE	11,359	9,757	10,209	4,209	9,222	7,082
10-64-11505	DEFERRED COMP	17,040	15,654	16,228	7,979	14,000	16,229
10-64-11510	DENTAL INSURANCE	10,848	10,671	8,778	4,466	8,100	9,160
10-64-11600	LIFE INSURANCE	1,462	2,613	2,496	1,238	2,496	2,160
10-64-11700	WORKERS COMPENSATION	28,082	29,439	28,329	14,155	27,818	29,306
	Fire Personnel Costs	1,438,230	1,361,373	1,376,427	709,160	1,390,885	1,425,620
10-64-11705	FIREFIGHTER CANCER INS POLICY	2,500	2,100	2,500	2,100	2,500	2,500
10-64-11800	STATE UNEMPLOYMENT	0	0	0	0	514	0
10-64-12000	BUSINESS TRAVEL	1,500	3,093	2,000	1,595	2,200	1,800
10-64-12100	CONFERENCES	600	0	600	561	561	600
10-64-13000	UNIFORMS	15,750	15,964	15,750	7,646	15,750	15,750
10-64-14000	EDUCATION/TRAINING	6,500	3,693	6,500	1,536	4,000	6,000
10-64-21000	ELECTRIC	6,774	8,056	7,400	3,665	8,000	8,000
10-64-22000	WATER	775	819	775	356	775	775
10-64-22550	SEWER AND GARBAGE SERV.	2,000	1,954	2,200	838	2,200	2,200
10-64-23000	GAS	3,300	4,493	5,000	418	5,000	5,000
10-64-24000	TELEPHONE & FAX	5,000	5,525	5,000	1,870	5,000	5,000
10-64-24101	COMMUNICATION EQUIP-RADIOS	500	0	0	0	0	0
10-64-24102	COMMUNICATION EQUIP-PAGERS	2,340	2,600	2,340	1,505	2,340	2,340
10-64-28600	AMBULANCE BILLING FEES	22,000	7,951	22,000	10,687	22,000	22,000
10-64-28601	AMBULANCE COLLECTION COSTS	0	15	0	0	0	0
10-64-31100	PROFESSIONAL FEES	0	57,967	80,040	34,605	80,000	80,000
10-64-36000	MAINTENANCE & SUPPORT AGREEMENTS	2,300	445	2,300	495	500	500
10-64-40000	SUPPLIES	2,500	1,364	2,500	50	50	1,500
10-64-41500	OFFICE SUPPLIES	2,000	934	2,000	980	1,100	2,000
10-64-41502	VACCINES	1,400	117	1,500	972	3,000	1,500
10-64-41608	MEDICAL SUPP - FIRST AID KITS	20,000	27,050	25,000	15,141	30,000	30,000
10-64-41610	SPECIAL SUPPLIES - OTHER	3,500	3,605	3,500	1,453	3,500	3,500
10-64-41700	CONTRACT SERVICES	1,800	1,495	1,800	1,185	2,700	2,500
10-64-42000	CUSTODIAL SUPPLIES	2,000	2,576	2,000	1,740	2,700	2,500
10-64-42100	BOOKS AND REFERENCE MATERIALS	500	0	500	0	250	500
10-64-42500	REPAIRS & MAINT - BLDG	3,000	5,380	3,000	1,512	2,500	3,000
10-64-43500	POSTAGE	100	235	100	88	150	100
10-64-52000	ADVERTISING	0	168	120	0	120	120
10-64-53000	CONTRACTS - OTHER	2,800	3,071	2,800	1,937	2,800	2,800
10-64-54000	CRIME/FIRE PREVENTION	1,400	1,411	1,400	1,382	1,400	1,400
10-64-56001	SMALL TOOLS & EQUIPMENT	5,000	4,011	5,000	506	3,000	5,000
10-64-56002	EQUIPMENT	4,000	2,788	4,000	1,756	3,000	4,000
10-64-56003	EQUIPMENT - HOSE	1,600	0	2,000	0	0	0
10-64-61000	PARTS & LABOR	15,000	22,858	25,000	33,392	55,000	25,000
10-64-62000	FUEL & LUBRICANTS	30,000	2,882	0	0	0	0
10-64-62004	GASOLINE	6,000	7,773	7,000	4,798	10,000	7,000
10-64-62005	DIESEL	30,000	42,837	35,000	17,072	35,000	35,000
10-64-64000	REPAIRS & MAINT - EQUIPMENT	4,500	4,051	4,500	1,154	4,500	4,500
10-64-71000	SUBSCRIPTIONS & MEMBERSHIPS	350	250	350	250	350	350
10-64-71001	LICENSE	1,000	1,254	1,000	250	1,000	1,000
10-64-91000	FURNITURE	3,000	1,386	3,000	0	0	2,000
10-64-93000	GRANT MATCH	15,500	0	18,000	0	5,000	18,000
	Total Fire	1,667,019	1,613,544	1,681,902	862,653	1,709,345	1,731,355

City Magistrate

The City Magistrate's Office was combined with the Justice Court in 2006. This budget provides funds for the Magistrate Judge retained by contract along with administrative services provided by the County.

Fiscal Year 2009-10 Budget Highlights

The FY 2009-10 budget reflects an increase in the funding for the Court Clerk from one half-time to full-time clerk.

<u>Account</u>		<u>FY 2008</u>	<u>FY 2008</u>	<u>FY 2009</u>	<u>YTD 12/31/08</u>	<u>F/Y 2009</u>	<u>PROPOSED</u>
<u>Number</u>	<u>Account Description</u>	<u>Budget</u>	<u>Actual</u>	<u>Budget</u>	<u>Actual</u>	<u>Y/E Estimate</u>	<u>2010 BUD</u>
City Magistrate							
10-68-41700	CONTRACT SERVICES	18,000	15,556	18,000	3,747	18,000	36,000
10-68-57005	MAGISTRATE JUDGE CONTRACT	12,000	12,500	12,000	5,000	12,000	12,000
	Total City Magistrate	30,000	28,056	30,000	8,747	30,000	48,000

Cemetery

The Cemetery, a department of the General Fund, was handed over to the City many years ago. It is the final resting place of generations of Bisbee residents, including many of the pioneers of the community. There is a Citizens Advisory Committee that advises the Mayor and Council on the needs of the Cemetery.

Fiscal Year 2009-10 Budget Highlights

There are no major changes reflected in this budget.

<u>Account</u>		<u>FY 2008</u>	<u>FY 2008</u>	<u>FY 2009</u>	<u>YTD 12/31/08</u>	<u>F/Y 2009</u>	<u>PROPOSED</u>
<u>Number</u>	<u>Account Description</u>	<u>Budget</u>	<u>Actual</u>	<u>Budget</u>	<u>Actual</u>	<u>Y/E Estimate</u>	<u>2010 BUD</u>
Cemetery							
10-70-22000	WATER	1,600	1,881	1,800	782	800	0
10-70-22550	SEWER AND GARBAGE SERV.	475	543	500	229	560	600
10-70-40000	SUPPLIES	1,000	1,838	1,000	0	200	1,000
10-70-41610	SPECIAL SUPPLIES - OTHER	2,000	3,373	2,000	1,422	2,000	2,000
10-70-42500	REPAIRS & MAINT - BLDG	2,500	2,000	10,000	0	0	10,000
10-70-43500	POSTAGE	0	32	30	0	0	30
10-70-52000	ADVERTISING	0	24	1,500	202	500	1,500
10-70-53500	DOC WORKERS	2,000	1,965	4,000	864	2,000	2,000
10-70-56001	SMALL TOOLS & EQUIPMENT	2,000	0	2,000	0	0	2,000
	Total Cemetery	11,575	11,656	22,830	3,499	6,060	19,130

Building Maintenance

Building Maintenance is a division of the Public Works Department. Building Maintenance consists of one full-time employee who is assisted by Department of Corrections inmates to perform general maintenance on City buildings. This crew works in City Hall, the Library, Police Station, both Fire Stations, Senior Center, Post Office ('Old' Bisbee), Public Works Administration Building, and the Bisbee Municipal Airport Building.

Typical duties of this department consists of janitorial work, repair of buildings and furnishings, plumbing repairs, replacement of lights and broken windows, ordering and stocking of cleaning supplies, and responding to other general requests

Fiscal Year 2009-10 Budget Highlights

No major changes are expected in this division.

<u>Account</u>		<u>FY 2008</u>	<u>FY 2008</u>	<u>FY 2009</u>	<u>YTD 12/31/08</u>	<u>F/Y 2009</u>	<u>PROPOSED</u>
<u>Number</u>	<u>Account Description</u>	<u>Budget</u>	<u>Actual</u>	<u>Budget</u>	<u>Actual</u>	<u>Y/E Estimate</u>	<u>2010 BUD</u>
Building Maintenance							
10-74-11000	SALARIES - GENERAL	35,797	36,613	36,878	18,612	36,878	36,878
10-74-11001	OVERTIME - GENERAL	1,000	1,727	2,766	1,064	2,766	2,766
10-74-11100	F.I.C.A.	2,332	2,431	2,508	1,245	2,508	2,508
10-74-11200	MEDICARE	545	564	587	291	587	587
10-74-11300	A.S.R.S.	3,533	3,674	3,746	1,859	3,746	3,746
10-74-11500	MEDICAL INSURANCE	4,321	4,684	4,664	2,332	4,664	4,717
10-74-11501	STANDARD DISABILITY INSURANCE	446	399	460	186	460	286
10-74-11505	DEFERRED COMP	811	811	811	406	811	811
10-74-11510	DENTAL INSURANCE	670	720	603	301	603	603
10-74-11600	LIFE INSURANCE	70	131	125	62	125	108
10-74-11700	WORKERS COMPENSATION	1,788	1,964	2,076	1,002	2,076	2,076
	Bldg Maint Personnel Costs	51,313	53,718	55,224	27,361	55,224	55,086
10-74-13000	UNIFORMS	500	1,031	635	610	900	635
10-74-14000	EDUCATION/TRAINING	500	506	500	20	300	0
10-74-24000	TELEPHONE & FAX	1,200	618	1,200	161	400	600
10-74-41500	OFFICE SUPPLIES	50	0	50	0	50	50
10-74-41600	SAFETY EQUIPMENT	500	150	500	80	200	500
10-74-41700	CONTRACT SERVICES	1,200	1,027	1,200	401	1,100	1,200
10-74-42000	CUSTODIAL SUPPLIES	5,000	6,471	6,500	2,369	6,500	6,500
10-74-42500	REPAIR & MAINT- BLDG	15,000	16,747	6,000	6,363	11,000	17,000
10-74-53500	DOC WORKERS	2,000	1,956	2,000	864	2,000	2,000
10-74-55000	EQUIPMENT RENTAL	500	0	500	0	0	500
10-74-55001	TOOL ALLOWANCE	700	497	700	32	700	700
10-74-56001	SMALL TOOLS & EQUIPMENT	1,400	1,678	400	144	350	400
10-74-61000	PARTS & LABOR	1,000	1,186	1,500	9	0	0
10-74-62004	GASOLINE	3,000	4,469	4,200	1,485	3,000	3,000
10-74-65100	CONSTRUCTION & REPAIR MATERIAL	4,000	778	4,000	143	500	0
10-74-73980	BACKFLOW EXPENSE	0	1,062	200	65	200	0
	Total Bldg Maint	87,863	91,894	85,309	40,108	82,424	88,171

Public Works Administration

Public Works Administration is the office which employs the central staff of the Public Works Department. The majority of the administrative costs of the Public Works Department are funded here, although a portion of the personnel costs for administration staff are paid from the Sewer Fund, the Streets Fund, and the Sanitation Fund. The administrative staff consists of the Public Works Director, Deputy Public Works Director, Parks and Recreation Coordinator/Wastewater Administrative Assistant, and the Public Works Administrative Assistant. All of the administrative paper work such as purchase orders, payment requests, work orders, and payroll for all Public Works divisions is processed by the Public Works Administration staff.

Fiscal Year 2009-10 Budget Highlights

This budget includes no new programs.

<u>Account</u>		<u>FY 2008</u>	<u>FY 2008</u>	<u>FY 2009</u>	<u>YTD 12/31/08</u>	<u>F/Y 2009</u>	<u>PROPOSED</u>
<u>Number</u>	<u>Account Description</u>	<u>Budget</u>	<u>Actual</u>	<u>Budget</u>	<u>Actual</u>	<u>Y/E Estimate</u>	<u>2010 BUD</u>
PW Admin							
10-75-11000	SALARIES - GENERAL	97,698	93,372	105,880	46,939	82,525	107,794
10-75-11001	OVERTIME - GENERAL	0	869	0	143	180	0
10-75-11050	SALARIES - PART TIME	1,100	1,095	0	0	0	0
10-75-11100	F.I.C.A.	6,158	5,835	6,665	2,864	5,067	6,793
10-75-11200	MEDICARE	1,440	1,355	1,559	670	1,184	1,589
10-75-11300	A.S.R.S.	9,379	8,966	10,006	4,420	8,330	10,187
10-75-11500	MEDICAL INSURANCE	8,643	9,009	9,328	4,050	7,320	12,642
10-75-11501	STANDARD DISABILITY INSURANCE	1,084	1,377	1,110	334	692	813
10-75-11505	DEFERRED COMP	1,623	1,555	1,623	705	1,623	1,769
10-75-11510	DENTAL INSURANCE	1,339	1,318	1,205	443	1,100	1,615
10-75-11600	LIFE INSURANCE	139	256	250	98	200	235
10-75-11700	WORKERS COMPENSATION	1,043	1,045	1,223	522	935	2,136
PW Admin Personnel Costs		129,646	126,052	138,849	61,186	109,156	145,573
10-75-12000	BUSINESS TRAVEL	1,000	714	1,000	470	500	1,000
10-75-13000	UNIFORMS	0	34	220	0	0	0
10-75-14000	EDUCATION/TRAINING	1,000	0	1,500	0	100	500
10-75-21000	ELECTRIC	1,500	1,747	1,500	759	1,800	2,000
10-75-22000	WATER	250	272	270	136	270	270
10-75-22550	SEWER AND GARBAGE SERV.	500	753	718	325	800	850
10-75-23000	GAS	1,200	1,584	1,200	342	1,800	2,000
10-75-24000	TELEPHONE & FAX	5,700	5,823	5,700	2,328	5,000	5,700
10-75-24001	INTERNET ACCESS FEES	1,200	1,147	1,200	610	1,200	1,200
10-75-34000	PROFESSIONAL FEES - COMPUTER	500	0	500	0	0	0
10-75-41500	OFFICE SUPPLIES	3,000	3,104	3,000	871	2,000	2,000
10-75-41610	SPECIAL SUPPLIES - OTHER	1,000	1,247	1,000	933	1,000	1,000
10-75-41700	CONTRACT SERVICES	1,700	1,568	1,700	616	1,700	1,700
10-75-41801	PRINTING	0	0	0	83	83	0
10-75-42500	REPAIR & MAINT - BLDG	1,900	1,613	1,000	396	0	0
10-75-43500	POSTAGE	600	565	600	300	600	600
10-75-51000	PRINTING/REPRODUCTION	500	117	500	286	500	500
10-75-51100	COPIER MAINTENANCE	1,000	1,574	1,000	708	1,600	1,500
10-75-52000	ADVERTISING	500	698	500	247	500	500
10-75-53000	CONTRACTS - OTHER	250	0	250	612	3,900	250
10-75-56001	SMALL TOOLS & EQUIPMENT	150	56	150	0	0	150
10-75-61000	PARTS & LABOR	4,000	3,339	4,000	0	0	0
10-75-62000	FUEL & LUBRICANTS	6,700	6,279	5,500	2,408	5,000	5,000
10-75-64000	REPAIRS & MAINT - EQUIPMENT	1,000	1,597	1,000	0	100	1,000
10-75-71000	SUBSCRIPTIONS & MEMBERSHIPS	1,000	1,431	1,000	60	1,000	1,000
10-75-73000	MISCELLANEOUS	0	3,910	0	0	0	0
10-75-75100	OFFICE FURNISHINGS	1,500	1,547	1,500	0	250	500
10-75-91000	NEW EQUIPMENT	500	254	500	0	500	500
Total PW Admin		167,796	167,025	175,857	73,676	139,359	175,293

Public Works Garage

The City of Bisbee operates a garage for the purpose of maintaining its fleet of motorized vehicles and equipment. The fleet includes automobiles, garbage trucks, motor graders, police, and fire emergency vehicles used by the various departments of the City.

Fiscal Year 2009-10 Budget Highlights

This budget reflects a continuation of last year's reorganization of the garage. The in-house staff was reduced to one full-time Maintenance Mechanic. The City is using contract service agreements with Cochise County and the City of Sierra Vista to cover major repairs on its equipment and vehicles.

<u>Account</u>		<u>FY 2008</u>	<u>FY 2008</u>	<u>FY 2009</u>	<u>YTD 12/31/08</u>	<u>F/Y 2009</u>	<u>PROPOSED</u>
<u>Number</u>	<u>Account Description</u>	<u>Budget</u>	<u>Actual</u>	<u>Budget</u>	<u>Actual</u>	<u>Y/E Estimate</u>	<u>2010 BUD</u>
PW Garage							
10-77-11000	SALARIES - GENERAL	89,308	69,754	31,845	26,193	41,641	32,448
10-77-11001	OVERTIME - GENERAL	1,300	3,582	1,300	2,553	3,000	1,300
10-77-11050	SALARIES - PART TIME	0	17,828	0	0	0	0
10-77-11100	F.I.C.A.	6,637	5,510	2,105	1,691	2,767	2,143
10-77-11200	MEDICARE	1,552	1,282	492	396	650	501
10-77-11300	A.S.R.S.	7,042	7,020	3,132	3,802	3,940	3,189
10-77-11500	MEDICAL INSURANCE	9,964	10,740	4,664	2,720	5,189	4,717
10-77-11501	STANDARD DISABILITY INSURANCE	1,234	994	397	326	518	252
10-77-11505	DEFERRED COMP	2,434	1,623	811	507	811	811
10-77-11510	DENTAL INSURANCE	2,009	1,440	603	352	603	603
10-77-11600	LIFE INSURANCE	210	261	125	73	125	108
10-77-11700	WORKERS COMPENSATION	3,029	2,797	1,036	864	1,036	1,054
10-77-11800	STATE UNEMPLOYMENT	0	286	0	447	0	0
	PW Garage Personnel Costs	124,719	123,117	46,510	39,923	60,280	47,126
10-77-12000	BUSINESS TRAVEL	0	0	0	0	0	0
10-77-13000	UNIFORMS	1,500	1,590	515	472	600	472
10-77-14000	EDUCATION/TRAINING	1,000	298	400	0	0	400
10-77-21000	ELECTRIC	2,500	4,173	2,500	1,347	2,500	2,500
10-77-22550	SEWER AND GARBAGE SERV.	850	937	901	396	960	1,020
10-77-23000	GAS	2,500	2,927	1,700	635	1,700	1,700
10-77-24000	TELEPHONE & FAX	1,350	2,169	900	1,086	1,080	1,080
10-77-41000	DISPOSABLE EQUIPMENT/TOOLS	1,000	0	1,000	0	500	1,000
10-77-41500	OFFICE SUPPLIES	400	370	400	0	400	400
10-77-41600	SAFETY EQUIPMENT	800	173	500	261	500	500
10-77-41610	SPECIAL SUPPLIES - OTHER	2,000	1,879	3,000	0	500	3,000
10-77-41700	CONTRACT SERVICES	1,500	2,803	500	2,116	2,000	2,000
10-77-42500	REPAIR & MAINT - BLDG	500	959	500	134	0	0
10-77-51001	TOOL ALLOWANCE	1,700	1,984	900	391	900	900
10-77-53000	OTHER VARIOUS CONTRACTS	500	87	80,000	27	10,000	60,000
10-77-56001	SMALL TOOLS & EQUIPMENT	200	4	200	0	100	200
10-77-61000	PARTS & LABOR	8,500	9,353	6,000	4,345	10,000	12,000
10-77-62004	GASOLINE	3,600	4,286	2,000	711	1,800	2,000
10-77-62007	LUBRICANTS	1,500	615	1,500	0	750	1,500
10-77-63000	PARTS & LABOR	0	0	0	2	0	0
10-77-64000	EQUIPMENT MAINTENANCE	750	869	750	0	400	750
10-77-73000	MISCELLANEOUS	0	4	0	0	0	0
10-77-91000	NEW EQUIPMENT	1,000	442	5,000	0	2,500	5,000
	Total PWGarage	158,369	159,039	155,676	51,845	97,470	143,548

Building Inspector

The Building Inspection and Code Enforcement operations are managed by the Community Development Director. The Building Inspection and Code Enforcement Officer issues building permits, reviews plans, conducts inspections, and responds to concerns regarding code violations.

The Building Inspection and Code Enforcement Officer endeavors to assure compliance with the City's various codes and thereby improve or protect the health and safety of Bisbee residents.

In addition, he is the staff liaison to the Design Review Board and acts as support staff to the Planning and Zoning Commission and the Board of Adjustment.

The Building Inspection and Code Enforcement Officer processes an average of seven Design Review Board applications each month for the historic district.

The number of permits issued dropped by approximately 4% over the last year. In addition, the value of those permits and fees has dropped by over 60%. With each permit comes at least one inspection, and very often two or more are required. Funds generated by permit fees are put into the general fund and support not only the Building Inspection and Code Enforcement programs but other City programs as well.

In 2008, 308 building permits were issued representing a value of just over \$2.7 million; generating \$50 thousand in fees.

The Building Inspector also checked development and construction plans, inspected for business licenses, and assisted with the development of the GIS system, Zoning Maps, and Zoning Code changes.

Fiscal Year 2009-10 Budget Highlights

With existing and anticipated budget constraints, there are no new items in this budget.

<u>Account</u>		<u>FY 2008</u>	<u>FY 2008</u>	<u>FY 2009</u>	<u>YTD 12/31/08</u>	<u>F/Y 2009</u>	<u>PROPOSED</u>
<u>Number</u>	<u>Account Description</u>	<u>Budget</u>	<u>Actual</u>	<u>Budget</u>	<u>Actual</u>	<u>Y/E Estimate</u>	<u>2010 BUD</u>
Building Inspector							
10-79-11000	SALARIES - GENERAL	37,794	38,611	38,938	19,670	39,340	38,938
10-79-11001	OVERTIME - GENERAL	1,500	1,567	1,404	828	1,656	1,404
10-79-11100	F.I.C.A.	2,487	2,554	2,551	1,300	2,600	2,551
10-79-11200	MEDICARE	582	593	597	304	608	597
10-79-11300	A.S.R.S.	3,772	3,850	3,812	1,937	3,812	3,812
10-79-11500	MEDICAL INSURANCE	4,322	4,683	4,664	2,332	4,664	4,717
10-79-11501	STANDARD DISABILITY INSURANCE	471	382	486	196	392	302
10-79-11505	DEFERRED COMP	811	811	811	406	811	811
10-79-11510	DENTAL INSURANCE	670	720	603	301	603	603
10-79-11600	LIFE INSURANCE	70	131	125	62	125	108
10-79-11700	WORKERS COMPENSATION	551	599	611	304	611	611
	Bldg Inspector Personnel Costs	53,030	54,501	54,602	27,641	55,222	54,454
10-79-12000	BUSINESS TRAVEL	300	468	600	64	600	600
10-79-12100	CONFERENCES	1,000	2,136	500	0	500	500
10-79-13000	UNIFORMS	300	85	300	42	200	300
10-79-14000	EDUCATION/TRAINING	500	220	1,500	0	1,000	1,500
10-79-24000	TELEPHONE & FAX	1,200	812	1,400	221	600	1,000
10-79-30000	PROFESSIONAL FEES	3,000	900	2,500	75	500	2,500
10-79-40000	SUPPLIES	0	10	0	17	17	0
10-79-41000	DISPOSABLE EQUIPMENT/TOOLS	300	11	500	38	100	300
10-79-41500	OFFICE SUPPLIES	750	588	800	29	200	800
10-79-41602	SPECIAL SUPP - BILLS & FORMS	500	352	750	211	450	250
10-79-42100	BOOKS AND REFERENCE MATERIALS	1,500	416	1,500	0	0	1,500
10-79-42300	SOFTWARE	2,000	1,786	2,000	1,792	1,792	2,000
10-79-43500	POSTAGE	250	345	500	1	500	500
10-79-51000	PRINTING/REPRODUCTION	0	46	0	3	3	0
10-79-53000	OTHER - COMPUTER	0	472	0	0	0	0
10-79-56002	EQUIPMENT	1,000	735	1,500	674	1,000	1,000
10-79-62000	FUEL & LUBRICANTS	1,400	1,224	1,500	530	1,000	1,500
10-79-71000	SUBSCRIPTIONS & MEMBERSHIPS	250	95	300	150	250	300
10-79-91000	OFFICE FURNITURE/COMPUTER	2,000	1,334	1,000	0	0	0
	Total Bldg Inspector	69,280	66,536	71,752	31,488	63,934	69,004

Parks Maintenance

The function of Parks includes parks maintenance, special events, and recreation programs. Parks has three employees, two that maintain all city parks and assists with events, and one who coordinates events and recreation programs for the community. There is also an established Parks and Recreation Committee that consists of five members for the purpose of advising Mayor and Council on various parks and recreations functions. In addition, there are also volunteers that assist with the maintenance and planting at various parks through the recently revised Adopt-A-Park program.

The City provides 12 developed parks for recreational use that total 5.85 acres. Vista Park is the largest at 2.63 acres while the others are significantly smaller. The City has 1,086 residents per acre of park while approximately \$24 per resident goes toward parks and recreations. The department is currently evaluating every park to update the Master Parks Plan with the assistance of the Parks and Recreation Committee. In addition, the committee and department are working on evaluating the needs of the pool and recreational programs. A website to showcase parks and recreation activities, locations and park amenities is also in the works.

Events are a large part of weekend activities for residents as well as tourists. Current City events include Fourth of July activities, Kids Halloween Carnival, Festival of Lights, and various summer concerts. City sponsored events include Farmer's Market, Earth Day, Boy Scout Carnival, Copper Classic Car Show, La Vuelta de Bisbee, various other Fourth of July activities, Brewery Gulch Daze, Bisbee Blues Festival, Garden Tour, and the Domestic Violence Awareness Candlelight Walk. Approximately fifty Park, Facility, and Right-of-Way Use Permits are processed each year for events and recreational use.

Recreation programs in past years included a Summer Basketball League and a Spring Youth Program for kids. The department is currently assessing recreation needs and planning several activities for the summer which include a week long kids Fire Camp, a month long Jump Rope Club, a summer dance program, a weekend long sports clinic in conjunction with youth sports organizations, an archaeology/paleontology exploration class, and the Bisbee Summerfest Youth Band Workshop and Showcase.

Other recreation activities included a safety event for kids in conjunction with the Fire Department Centennial Celebration, a booth with information on summer recreation and volunteer opportunities for kids at the International Golf Jam, Earth Day booth and games, and a special opening of the pool season which introduced the new slide and ADA accessible ramp to the community.

This department is aware of the importance of parks and recreation in the community and will continue to bring its health, economic, and social benefits to the residents of Bisbee.

Fiscal Year 2009-10 Budget Highlights

This budget does not reflect any new programs. The City has agreed to assist the Bisbee Unified School District with programming if the School District is successful in receiving their 21st Century Grant.

<u>Account</u>		<u>FY 2008</u>	<u>FY 2008</u>	<u>FY 2009</u>	<u>YTD 12/31/08</u>	<u>F/Y 2009</u>	<u>PROPOSED</u>
<u>Number</u>	<u>Account Description</u>	<u>Budget</u>	<u>Actual</u>	<u>Budget</u>	<u>Actual</u>	<u>Y/E Estimate</u>	<u>2010 BUD</u>
Parks							
10-80-11000	SALARIES - GENERAL	69,517	70,953	73,497	37,105	73,497	74,453
10-80-11001	OVERTIME - GENERAL	2,294	2,066	2,400	1,207	2,400	2,400
10-80-11050	SALARIES - PART TIME	0	1,984	0	1,566	1,566	0
10-80-11100	F.I.C.A.	4,588	4,793	4,842	2,539	4,842	4,900
10-80-11200	MEDICARE	1,073	1,110	1,132	594	1,132	1,146
10-80-11300	A.S.R.S.	6,894	6,990	7,152	3,620	7,152	7,263
10-80-11500	MEDICAL INSURANCE	11,668	12,179	12,592	6,179	12,592	12,736
10-80-11501	STANDARD DISABILITY INSURANCE	862	594	917	270	917	640
10-80-11505	DEFERRED COMP	2,191	2,149	2,191	1,075	2,191	2,191
10-80-11510	DENTAL INSURANCE	491	528	442	221	442	442
10-80-11600	LIFE INSURANCE	188	341	337	165	337	292
10-80-11700	WORKERS COMPENSATION	1,915	2,116	2,158	1,134	2,158	2,191
	Parks Personnel Costs	101,681	105,803	107,660	55,675	109,226	108,654
10-80-12000	BUSINESS TRAVEL	400	0	400	0	0	400
10-80-12100	CONFERENCES	500	0	500	275	275	500
10-80-13000	UNIFORMS	500	961	774	393	774	774
10-80-14000	EDUCATION/TRAINING	400	0	1,500	1,558	1,558	1,500
10-80-21000	ELECTRIC	2,500	2,317	2,500	1,205	2,500	2,700
10-80-22000	WATER	11,000	10,722	11,000	5,280	11,000	11,000
10-80-22550	SEWER AND GARBAGE SERV.	1,800	1,891	1,800	810	2,000	2,120
10-80-40000	SUPPLIES	1,500	1,065	1,500	507	1,400	1,500
10-80-40650	BOYS & GIRLS CLUB DONATIONS	5,000	5,000	2,000	0	2,000	0
10-80-41500	OFFICE SUPPLIES	500	159	500	222	500	500
10-80-41607	AGRICULTURE/HORTICULTURE	750	0	750	0	150	750
10-80-41700	CONTRACT SERVICES	0	594	0	798	2,000	2,500
10-80-42500	REPAIR & MAINT - BLDG	2,000	3,946	2,000	1,782	0	0
10-80-42600	REPAIRS & MAINT - GROUNDS	3,797	3,408	4,000	873	2,000	4,000
10-80-43500	POSTAGE	150	102	150	59	150	150
10-80-51000	PRINTING/REPRODUCTION	500	195	500	32	500	500
10-80-51010	REPAIR & MAINT - VANDALISM	0	0	0	0	2,000	2,000
10-80-52000	ADVERTISING	500	359	500	0	250	500
10-80-53500	DOC WORKERS	500	0	500	0	0	500
10-80-53502	OTHER - GROUNDS	2,000	3,096	2,000	0	1,000	2,000
10-80-61000	REPAIRS & MAINT - VEHICLES	500	406	500	0	0	0
10-80-61001	PARTS AND LABOR	900	978	900	145	0	0
10-80-62004	GASOLINE	2,000	2,560	3,000	1,311	2,400	2,500
10-80-71000	DUES, SUBSCRIPT, MEMBERSHIPS	100	75	100	0	0	100
10-80-73000	MISCELLANEOUS	0	285	0	0	0	0
10-80-73001	RECREATIONAL PROGRAMS	10,000	7,507	10,000	4,380	10,000	10,000
10-80-73005	SPECIAL EVENTS COSTS	0	0	2,000	2,191	2,192	2,000
10-80-91000	NEW EQUIPMENT	0	212	0	0	0	0
	Total Parks	149,478	151,641	157,034	77,495	153,875	157,148

Swimming Pool

The Bisbee Municipal Swimming Pool is a long-standing feature of Bisbee recreation. The City of Bisbee was awarded a grant for \$47,500 from Arizona State Parks in 1967 to build the pool for the youth of Bisbee. Total project cost was \$95,000 and was completed in 1969. It included a large pool with a diving board, a baby pool, and a building for change rooms. Since then, a ramada with picnic tables was added, the original diving board was removed, and the change rooms have been restructured.

The pool is staffed by a pool manager and lifeguards who are all seasonal employees. It offers open swimming, swimming lessons, and lap swimming for kids of all ages. It also offers a youth swim team for competition with other cities throughout the county. Not only is it available for public use, it is also available for rental by private parties. The pool is used by the Boys and Girls Club as part of their summer programs. Last season, the facility served an average of 75 patrons with as many as 134 patrons per day. Swim lessons and swim team programs added an additional 48 children to the facility.

Fiscal Year 2009-10 Budget Highlights

Due to budget constraints in Fiscal Year 2009-10, the pool season will be shortened from 14 weeks to 9 weeks.

<u>Account</u>		<u>FY 2008</u>	<u>FY 2008</u>	<u>FY 2009</u>	<u>YTD 12/31/08</u>	<u>F/Y 2009</u>	<u>PROPOSED</u>
<u>Number</u>	<u>Account Description</u>	<u>Budget</u>	<u>Actual</u>	<u>Budget</u>	<u>Actual</u>	<u>Y/E Estimate</u>	<u>2010 BUD</u>
Swimming Pool							
10-81-11001	OVERTIME - GENERAL	0	0	0	363	363	0
10-81-11050	SALARIES - PART TIME	39,851	32,780	42,000	20,268	41,000	28,800
10-81-11100	F.I.C.A.	2,471	2,046	2,604	1,279	2,542	1,786
10-81-11200	MEDICARE	578	462	609	299	595	418
10-81-11700	WORKERS COMPENSATION	1,953	1,729	2,445	1,064	2,000	1,508
	Pool Personnel Costs	44,853	37,017	47,658	23,273	46,500	32,512
10-81-12000	BUSINESS TRAVEL	500	383	500	589	590	500
10-81-13000	UNIFORMS - CLOTHING	600	722	600	150	600	600
10-81-14000	EDUCATION/TRAINING	800	528	800	664	665	800
10-81-21000	ELECTRIC	6,000	5,306	6,000	4,328	6,000	5,400
10-81-22000	WATER	5,000	4,677	5,000	3,201	4,700	4,700
10-81-24000	TELEPHONE & FAX	700	739	700	272	720	750
10-81-35000	EMPLOYEE DRUG TESTING	0	0	700	0	0	0
10-81-41000	DISPOSABLE EQUIPMENT/TOOLS	450	93	450	0	200	450
10-81-41605	SPECIAL SUPP - POOLS	3,000	3,090	3,000	2,895	3,000	3,000
10-81-41700	CONTRACT SERVICES	0	803	0	92	93	0
10-81-42500	REPAIRS & MAINT - BLDG	2,000	2,094	2,000	354	1,000	2,000
10-81-42501	REMODELING & IMPROVEMENTS	2,500	6,296	8,000	424	2,500	3,000
10-81-44000	CONCESSION SUPPLIES	200	657	200	9	200	200
10-81-51000	PRINTING/REPRODUCTION	1,000	15	1,000	0	500	1,000
10-81-52000	ADVERTISING	500	434	500	0	400	500
10-81-91000	NEW EQUIPMENT	1,500	2,537	5,000	0	3,000	3,000
	Total Pool	69,603	65,391	82,108	36,251	70,668	58,412

Copper Queen Library

The Copper Queen Library, Arizona's oldest continuously-operating public library, is owned and operated by the City. It was established in 1882 and has served the residents of Bisbee from its current location at 6 Main Street in the Downtown Historic District since 1907. The mission of the Copper Queen Library is to provide Bisbee residents of all ages with opportunities to:

- 1) achieve self-directed, personal growth and development;
- 2) find, evaluate, and use information in a variety of formats;
- 3) better understand the various cultures represented in Bisbee.

To further its mission, the library 1) acquires and organizes information in a variety of media, including books, newspapers, magazines, video and sound recordings, software, and the Internet; 2) helps train the public in library usage; 3) borrows and lends materials throughout Cochise County and the United States via the Interlibrary Loan system; 4) offers educational and informational programs free to the public; and 5) provides free meeting facilities for civic groups and other organizations.

The library's elevator makes its services, programs, and collections accessible to all and, additionally, both its Interlibrary Loan Service and its partnership with the Cochise County Library District enables the library to provide services to blind and physically handicapped residents.

The library is staffed by a full-time Library Director who reports to the City Manager; two full-time Library Assistants, two Library Assistants who participate in the City's first-ever job-sharing arrangement, and one part-time Library Clerk. The library also received over 2,300 hours of assistance from volunteers last year, along with substantial additional financial and volunteer assistance from the Friends of the Copper Queen Library.

During FY07-08, library staff provided 2,236 public service hours to 5,598 registered borrowers (out of a total population of 6,355), issued 466 new library cards, answered 2,375 reference questions, and produced 298 free library programs for adults and children (including preschool and bilingual story hours, children's art workshops, and book discussions, lectures, presentations, special events, and other programming for adults) that were attended by 2,308 library patrons.

Additionally, by using the Interlibrary Loan Service, library staff obtained 4,154 items for Bisbee patrons from the collections of other libraries and provided 2,847 items to patrons of other libraries from Bisbee's excellent collection.

During FY07-08, patrons visited the Copper Queen Library a total of 41,335 times. They borrowed 50,429 items, used the public Internet computers 12,664 times, and searched the online catalog for books and other materials 80,700 times. In addition, they visited the library's website a total of 46,067 times (not including hits to the library page on the City of Bisbee website), for an average of more than 3,839 times per month.

Fiscal Year 2009-10 Budget Highlights

No new expenses are planned in this department.

<u>Account</u>		<u>FY 2008</u>	<u>FY 2008</u>	<u>FY 2009</u>	<u>YTD 12/31/08</u>	<u>F/Y 2009</u>	<u>PROPOSED</u>
<u>Number</u>	<u>Account Description</u>	<u>Budget</u>	<u>Actual</u>	<u>Budget</u>	<u>Actual</u>	<u>Y/E Estimate</u>	<u>2010 BUD</u>
Library							
10-83-11000	SALARIES - GENERAL	101,463	98,943	98,925	49,395	98,870	98,925
10-83-11001	OVERTIME - GENERAL	0	16	0	85	85	0
10-83-11050	SALARIES - PART TIME	25,877	23,188	31,968	11,639	28,000	31,261
10-83-11100	F.I.C.A.	8,046	7,730	8,266	3,865	8,266	8,222
10-83-11200	MEDICARE	1,882	1,796	1,933	904	1,933	1,923
10-83-11300	A.S.R.S.	11,318	11,099	11,481	5,351	11,481	11,414
10-83-11500	MEDICAL INSURANCE	12,964	13,693	13,991	6,996	13,991	14,151
10-83-11501	STANDARD DISABILITY INSURANCE	1,265	1,085	1,234	460	1,234	697
10-83-11505	DEFERRED COMP	2,434	2,367	2,434	1,217	2,434	2,434
10-83-11510	DENTAL INSURANCE	1,161	1,089	1,045	331	1,045	663
10-83-11600	LIFE INSURANCE	209	384	374	187	374	324
10-83-11700	WORKERS COMPENSATION	333	343	369	171	369	378
	Library Personnel Costs	166,952	161,733	172,020	80,600	168,082	170,392
10-83-12000	BUSINESS TRAVEL	400	187	500	0	300	500
10-83-12100	CONFERENCES	900	0	1,000	0	400	1,000
10-83-14000	EDUCATION/TRAINING	300	0	500	0	250	500
10-83-21000	ELECTRIC	8,400	8,760	8,800	4,349	8,700	8,900
10-83-22000	WATER	600	739	800	353	750	800
10-83-22550	SEWER AND GARBAGE SERV.	950	977	800	419	900	1,000
10-83-24000	TELEPHONE & FAX	4,500	6,548	6,000	2,611	6,000	6,200
10-83-34000	PROFESSIONAL FEES - COMPUTER		0	500	0	500	0
10-83-41500	OFFICE SUPPLIES	1,700	1,904	2,500	1,099	2,500	2,500
10-83-41610	SPECIAL SUPPLIES - OTHER	2,500	2,232	2,500	2,033	2,500	2,600
10-83-41700	CONTRACT SERVICES	3,000	3,309	3,600	2,093	3,600	3,600
10-83-42000	CUSTODIAL SUPPLIES	1,000	1,000	1,000	0	1,000	1,000
10-83-42100	BOOKS AND REFERENCE MATERIALS	9,000	10,525	11,000	3,126	9,000	11,500
10-83-42120	AUDIO VISUAL MATERIALS	1,000	1,000	1,000	0	1,000	1,100
10-83-42130	CHILDREN MATERIALS	1,000	1,000	1,000	0	1,000	1,100
10-83-42150	PERIODICALS	1,000	646	2,500	329	2,500	2,600
10-83-42300	SOFTWARE	0	1,030	1,500	0	1,500	1,750
10-83-42500	REPAIRS & MAINT- BLDG	1,500	1,850	2,000	288	1,000	2,200
10-83-43500	POSTAGE	1,800	2,349	2,000	530	2,500	2,700
10-83-52000	ADVERTISING/PUBLICATIONS	300	146	300	0	300	300
10-83-53000	CONTRACTS - OTHER	0	70	0	0	0	0
10-83-53500	DOC WORKERS	1,900	1,770	800	864	1,700	1,800
10-83-64000	EQUIPMENT MAINTENANCE	500	196	500	132	700	500
10-83-71000	SUBSCRIPTIONS & MEMBERSHIPS	350	338	400	0	400	400
10-83-91000	NEW EQUIPMENT	0	0	2,000	0	2,000	2,500
	Total Library	209,552	208,309	225,520	98,827	219,082	227,442

Senior Center

The Bisbee Senior Center provides activities and programming for the City's senior population. The Senior Center recently completed a much anticipated addition to the Senior Center building which provides space for Southeastern Arizona Governments Organization (SEAGO) Area Agency on Aging. SEAGO funded the cost of construction in exchange for a long-term lease on the space.

Fiscal Year 2009-10 Budget Highlights

No major changes are budgeted for this department.

<u>Account</u>		<u>FY 2008</u>	<u>FY 2008</u>	<u>FY 2009</u>	<u>YTD 12/31/08</u>	<u>F/Y 2009</u>	<u>PROPOSED</u>
<u>Number</u>	<u>Account Description</u>	<u>Budget</u>	<u>Actual</u>	<u>Budget</u>	<u>Actual</u>	<u>Y/E Estimate</u>	<u>2010 BUD</u>
Sr. Center							
10-85-13585	COORDINATOR CONTRIBUTION	7,400	7,400	7,400	4,317	7,400	7,400
10-85-21000	ELECTRIC	3,700	3,256	3,700	1,985	4,000	4,700
10-85-22000	WATER	800	692	800	314	625	800
10-85-22550	SEWER AND GARBAGE SERV.	450	578	580	250	622	622
10-85-23000	GAS	2,300	2,189	2,500	483	2,500	2,500
10-85-24000	TELEPHONE & FAX	600	739	600	543	800	800
10-85-24001	INTERNET ACCESS FEES	1,200	477	450	268	600	600
10-85-41700	CONTRACT SERVICES	700	741	720	395	720	720
10-85-56000	MAINTENANCE MATERIALS & SERV.	500	499	500	164	250	500
Total Sr. Center		17,650	16,571	17,250	8,718	17,517	18,642

Contingency

In order to provide for unexpected expenses, emergencies, and opportunities, it is necessary to appropriate funds as a contingency.

Fiscal Year 2009-10 Budget Highlights

This budget reflects a \$165,000 contingency allocation. The source of funding for this allocation is the undesignated, unreserved fund balance of the General Fund.

<u>Account</u>		<u>FY 2008</u>	<u>FY 2008</u>	<u>FY 2009</u>	<u>YTD 12/31/08</u>	<u>F/Y 2009</u>	<u>PROPOSED</u>
<u>Number</u>	<u>Account Description</u>	<u>Budget</u>	<u>Actual</u>	<u>Budget</u>	<u>Actual</u>	<u>Y/E Estimate</u>	<u>2010 BUD</u>
Contingency							
10-99-99100	UNASSIGNED EXPENSES	0	0	100,000	0	100,000	165,000
	Total Contingency	0	0	100,000	0	100,000	165,000
	Total Expenses - General Fund	<u>6,449,430</u>	<u>6,301,067</u>	<u>6,864,628</u>	<u>3,264,594</u>	<u>6,577,471</u>	<u>6,752,797</u>
Net		0	223,163	0	93,585	164,066	(0)

Government Grants

This fund accounts for government grants such as CDBG. The Community Development Block Grant (CDBG) funds are federal entitlement dollars that are awarded to cities and towns in every state. Rural communities receive their share in an allocation from the State. Bisbee's CDBG funds are managed by SEAGO. Current CDBG allocations are being used to improve the drainage and streets in the Bakerville neighborhood.

Fiscal Year 2009-10 Budget Highlights

Other Government Grants for this budget include:

State Historic Preservation (SHPO) funds for the Old Bisbee Design Guidelines
Total project cost \$17,000. \$7,000 of that amount is the City's match.

State Historic Preservation funds for the Warren District Historic Survey
Total project cost \$15,000. \$6,000 of that amount is the City's match.

Heritage Fund Grant from State Parks for the Historic Building Plan to preserve and renovate the City Hall and Copper Queen Library
Total project cost \$50,000. \$20,000 of that amount is the City's match.

<u>Account</u>		<u>FY 2008</u>	<u>FY 2008</u>	<u>FY 2009</u>	<u>YTD 12/31/08</u>	<u>F/Y 2009</u>	<u>PROPOSED</u>
<u>Number</u>	<u>Account Description</u>	<u>Budget</u>	<u>Actual</u>	<u>Budget</u>	<u>Actual</u>	<u>Y/E Estimate</u>	<u>2010 BUD</u>
Government Grants							
11-30-22504	BAKERVILLE DRAIN-CDBG 111-06	661,284	12,345	222,997	270,200	270,200	0
11-30-22505	BAKERVILLE STREETS - CDBG 131-08	0	16,000	335,025	0	13,293	335,025
11-30-22510	BAKERVILLE STREETS ii CDBG XXX-09	0	0	0	0	0	326,904
11-30-22506	SHPO OLD BISBEE DESIGN GUIDELINES	0	0	10,000	0	0	10,000
11-30-22507	SHPO WARREN DISTRICT HISTORIC SURVEY	0	0	9,000	0	0	9,000
11-30-22508	CITY HALL & LIBRARY RENOVATION	0	0	30,000	0	6,345	23,655
11-30-22600	ADOC/APS- ENERGY PL GRANT	20,000	24,887	0	0	0	0
11-30-22700	NEA GRANT	48,000	0	0	0	0	0
11-38-93000	Grant Match	0	0	33,000	0	10,730	28,770
Total Revenue for Gov. Grants		729,284	53,232	640,022	270,200	300,568	733,354
11-40-22504	BAKERVILLE DRAIN-CDBG 111-06	661,284	21,260	222,997	259,884	259,884	0
11-40-22510	BAKERVILLE STREETS ii CDBG XXX-09	0	0	0	0	0	326,904
11-40-22505	BAKERVILLE STREETS - CDBG 131-08	0	16,000	335,025	0	13,293	335,025
11-40-22511	OLD BISBEE SIGNS	0	0	0	0	6,500	0
11-40-22506	SHPO OLD BISBEE DESIGN GUIDELINES	0	0	17,000	0	0	17,000
11-40-22507	SHPO WARREN DISTRICT HISTORIC SURVEY	0	0	15,000	0	0	15,000
11-40-22508	CITY HALL & LIBRARY RENOVATION	0	0	50,000	0	10,575	39,425
11-40-22600	ADOC/APS - ENERGY PL GRANT	20,000	21,343	0	0	0	0
11-40-22700	NEA GRANT	48,000	0	0	0	0	0
Total Expenses for Gov. Grants		729,284	58,603	640,022	259,884	290,252	733,354

Public Safety – Fire Grants

Each year, FEMA awards grants to eligible communities for the purchase of vehicles and equipment to enhance homeland security. In the past, we have purchased a Fire Engine using this funding.

Fiscal Year 2009-10 Budget Highlights

The proposed Fiscal Year 2009-10 budget includes a request through FEMA for one new fire truck at a cost of \$300,000, of which there is a 5% match. The other grant is also a request through FEMA for fire equipment at a cost of \$60,000, of which there is a 5% match.

<u>Account Number</u>	<u>Account Description</u>	<u>FY 2008 Budget</u>	<u>FY 2008 Actual</u>	<u>FY 2009 Budget</u>	<u>YTD 12/31/08 Actual</u>	<u>F/Y 2009 Y/E Estimate</u>	<u>PROPOSED 2010 BUD</u>
PS-Fire Grants							
17-30-22501	FEMA (FIRE TRUCK)	294,500	0	285,000	0	0	285,000
17-30-22503	OTHER GRANTS	80,000	0	57,000	0	0	57,000
17-38-99964	TRANSFER FROM GF-GRANT MATCH	15,500	0	18,000	0	0	18,000
	Total Revenue-PS Grant	390,000	0	360,000	0	0	360,000
17-40-22501	FEMA (FIRE TRUCK)	310,000	0	300,000	0	0	300,000
17-40-22503	OTHER GRANTS	80,000	0	60,000	0	0	60,000
	Total Expenses-PS Grants	390,000	0	360,000	0	0	360,000

Transportation Grants

Transportation grants include all grant funds received from the Arizona Department of Transportation and the Federal Aviation Administration for improvements to highway infrastructure and airport facilities.

Fiscal Year 2009-10 Budget Highlights

This year, the budget includes continued funding for the Arizona Street Reconstruction project as well as funding for construction on the ADOT Main Street Sidewalk project.

At the airport, budget funds for the Airport's Master Plan through the Federal Aviation Administration (FAA) are being included in anticipation of funding for this project.

<u>Account Number</u>	<u>Account Description</u>	<u>FY 2008 Budget</u>	<u>FY 2008 Actual</u>	<u>FY 2009 Budget</u>	<u>YTD 12/31/08 Actual</u>	<u>F/Y 2009 Y/E Estimate</u>	<u>PROPOSED 2010 BUD</u>
Transportation Grants							
18-30-22501	ADOT-FIRE SUPPRESSION	213,438	50,940	0	12,600	12,600	0
18-30-22502	FAA-AIRPORT ELECTRICAL	0	57,035	761,611	0	0	0
18-30-22503	ADOT-AIRPORT ELECTRICAL	200,000	5,355	20,042	5,355	5,355	0
18-30-22504	ADOT-MAIN STREET SIDEWALKS	291,622	2,548	0	0	0	0
18-30-22505	AIRPORT WIDENING (FAA) GRANT	0	1,373,920	11,400	1,450,933	1,450,933	0
18-30-22506	ADOT - AIRPORT ENTITLEMENT GRANT	0	0	240,000	5,000	5,000	0
18-30-22510	ADOT TIP ALLOCATION	2,065,000	0	1,816,749	0	0	2,074,600
18-30-22515	ADOT TEP GRANT	500,000	0	471,500	0	0	471,500
18-30-2251/8	FAA MASTER PLAN	0	0	0	0	0	182,000
18-30-22524	ADOT - MAIN STREET CONSTRUCTION	0	0	113,160	0	0	235,750
18-38-99921	TRANSFER FROM STREETS FUND	0	5,207	15,107	0	0	0
18-38-99950	TRANSFER FROM AIRPORT	0	73,327	20,642	0	0	9,100
18-38-99999	TRANS. FROM CIP AZ ST/MAIN ST	310,000	195,608	333,469	0	224,310	213,150
	Total Revenue-Trans. Grant	3,580,060	1,763,940	3,803,680	1,473,888	1,698,198	3,186,100
18-40-22501	ADOT-FIRE SUPPRESSION	213,438	56,600	0	0	0	0
18-40-22502	FAA-AIRPORT ELECTRICAL	0	62,635	761,611	0	0	0
18-40-22503	ADOT-AIRPORT ELECTRICAL	200,000	0	40,084	0	0	0
18-40-22504	ADOT-MAIN STREET SIDEWALKS	291,622	7,755	0	0	0	0
18-40-22505	AIRPORT WIDENING (FAA) GRANT	0	1,435,988	12,000	163,472	163,472	0
18-40-22506	ADOT - AIRPORT ENTITLEMENT GRANT	0	0	240,000	0	0	0
18-40-22510	ADOT AZ ST TIP	2,875,000	187,870	1,929,718	12,850	12,850	2,200,000
18-40-22512	AZ STREET ENGINEERING	0	0	82,000	0	4,900	45,000
18-40-22513	AZ STREET INTEREST	0	0	110,000	0	0	0
18-40-22515	ADOT AZ ST TEP	0	7,737	500,000	15,759	23,496	500,000
18-40-22518	FAA MASTER PLAN	0	0	0	0	0	191,100
18-40-22524	ADOT - MAIN STREET CONSTRUCTION	0	0	128,267	0	0	250,000
	Total Expenses-Trans Grant	3,580,060	1,758,585	3,803,680	192,081	204,718	3,186,100

Visitor Center

The Visitor Center operations are overseen by the Community Development Director. The Visitor Center is the community hub for Bisbee's tourists, visitors, and residents.

With over 60,000 people coming through the doors each year, the staff and volunteers are busy seven days a week as our ambassadors, concierges, marketers, travel planners, resource providers, and hosts.

Funded primarily through the Transient Room Tax Fund (Bed Tax), the Visitor Center budget is supplemented with funds from the Queen Mine Tour and the Arizona Office of Tourism.

Recent Accomplishments at the Visitor Center include:

- Shared billboard on Highway 80
- Increased number of partnerships with other organizations including Fort Huachuca
- Developed a Volunteer Training Manual
- Hosted State FAM tour

In 2008, 60,923 people came into the Visitor Center and there were almost 8 million hits on the website.

Fiscal Year 2009-10 Budget Highlights

With nearly all the strategic plan goals met for the Visitor Center, this budget does not include significant new spending, and in fact has been reduced because the State's Office of Tourism has substantially reduced their shared advertising program. Additional funds for advertising will be sought from other sources.

<u>Account Number</u>	<u>Account Description</u>	<u>FY 2008 Budget</u>	<u>FY 2008 Actual</u>	<u>FY 2009 Budget</u>	<u>YTD 12/31/08 Actual</u>	<u>F/Y 2009 Y/E Estimate</u>	<u>PROPOSED 2010 BUD</u>
Visitor Center							
20-30-22500	GRANT REVENUE	42,797	29,224	46,674	29,224	33,099	33,099
20-31-20200	TRANSFER FROM QM	5,013	5,013	8,491	4,245	8,491	8,625
20-31-20300	TRANSFER FRM GEN FUND - BED TAX	115,000	129,207	115,000	53,083	115,000	115,000
20-38-51000	USE OF RESERVES	10,000	0	0	0	0	3,560
Total Revenue-Visitor Center		172,810	163,444	170,165	86,552	156,590	160,284
20-40-11000	SALARIES - GENERAL	30,000	31,101	30,902	15,864	31,000	32,032
20-40-11001	OVERTIME - GENERAL	2,000	2,356	2,000	1,165	2,000	2,000
20-40-11050	SALARIES - PART TIME	16,559	13,724	15,147	7,273	12,700	14,040
20-40-11100	F.I.C.A.	3,061	2,988	3,029	1,532	3,000	3,031
20-40-11200	MEDICARE	716	694	708	358	700	709
20-40-11300	A.S.R.S.	3,072	4,537	4,541	2,297	4,541	4,543
20-40-11500	MEDICAL INSURANCE	4,321	4,684	4,664	2,332	4,664	4,717
20-40-11501	STANDARD DISABILITY INSURANCE	338	288	385	156	385	399
20-40-11505	DEFERRED COMP	811	778	811	406	811	811
20-40-11510	DENTAL INSURANCE	246	264	221	110	221	221
20-40-11600	LIFE INSURANCE	70	131	125	62	125	108
20-40-11700	WORKERS COMPENSATION	127	130	136	67	136	136
Visitor Center Personnel Costs		61,321	61,675	62,670	31,621	60,283	62,747
20-40-12000	BUSINESS TRAVEL	500	116	500	30	230	500
20-40-12100	CONFERENCES	500	132	500	45	450	500
20-40-24000	TELEPHONE & FAX	2,300	844	1,500	1,038	2,100	2,500
20-40-24001	INTERNET ACCESS FEES	0	0	0	0	0	1,200
20-40-34000	PROFESSIONAL FEES - COMPUTER	519	0	520	0	520	500
20-40-34010	COCHISE COUNTY TOURISM	11,000	10,575	11,000	2,644	11,000	11,000
20-40-36000	MAINTENANCE & SUPPORT AGREEMENTS	200	25	200	0	200	200
20-40-41500	OFFICE SUPPLIES	598	1,141	1,200	814	1,200	1,500
20-40-41700	CONTRACT SERVICES	250	186	250	305	600	700
20-40-43500	POSTAGE	800	635	1,200	50	1,200	1,200
20-40-51000	PRINTING/REPRODUCTION	1,500	1,203	1,500	453	1,500	1,500
20-40-52000	CITY ADVERTISING FUND	29,425	40,330	29,951	12,320	21,000	27,095
20-40-52001	ADVERTISING - GRANT REIMBURSED	42,797	18,117	46,674	8,976	33,099	33,099
20-40-54500	PROPERTY LEASES - VARIOUS	11,100	11,696	11,700	7,202	14,500	13,000
20-40-62000	FUEL & LUBRICANTS	0	44	800	0	800	800
20-40-71000	SUBSCRIPTIONS & MEMBERSHIPS	0	0	0	0	0	200
20-40-73000	MISCELLANEOUS	0	0	0	0	0	1,618
20-40-75002	FEES - COLLECTIONS	0	0	0	25	25	25
20-40-75100	OFFICE FURNISHINGS	0	0	0	0	0	200
20-40-91000	COMPUTER HARDWARE & SOFTWARE	0	0	0	180	180	200
20-40-99999	TRANSFER TO CIP	10,000	10,000	0	0	0	0
Total Expenses-Visitor Center		172,810	156,719	170,165	65,704	148,887	160,284

Streets Fund

The main source of funding for the Streets Fund is the Highway User Revenue Fund (HURF). The Streets Division consists of a supervisor and five full-time permanent employees. The primary function of this department is maintenance of City streets, alleys, stairs, other properties, and rights of way. Typical duties consist of patching and repairing streets, repainting traffic control markings such as cross walks, repairing, replacing, or installing traffic and pedestrian signage, and controlling vegetation, which may impede vehicular or pedestrian traffic, or the visibility of signs or markers. In addition, the Streets Division also handles the digging of graves at the Evergreen Cemetery. Other duties of this department include the preparation for the many events conducted in the City, not the least of which is the 4th of July, and the clean-up after all the events.

There are 63 miles of streets and 15,447 linear feet of stairs in the City which are maintained by this fund. Since the City has chosen not to allow the use of herbicides, the vegetation must be cleared manually on both the roadside and the stairs. There are also over a dozen major drainage ways in the City which are cleared and cleaned after storm activity. Guardrails and handrails on both the stairs and the drainage ways must be maintained. Many of the retaining walls in Bisbee belong to the City and must be preserved as well.

Fiscal Year 2009-10 Budget Highlights

Similar to the prior year, the FY 2009-10 budget includes an allocation of funds for streets maintenance and repair. The funding for this year's allocation is the Arizona Water Settlement funds in the Capital Improvement Fund.

<u>Account Number</u>	<u>Account Description</u>	<u>FY 2008 Budget</u>	<u>FY 2008 Actual</u>	<u>FY 2009 Budget</u>	<u>YTD 12/31/08 Actual</u>	<u>F/Y 2009 Y/E Estimate</u>	<u>PROPOSED 2010 BUD</u>
Streets							
21-30-99991	TRANSFERS FROM GEN FUND	0	0	100,000	50,000	100,000	0
21-31-20000	H.U.R.F. GAS TAX	592,509	556,201	601,756	261,784	557,000	498,590
21-36-10500	CEMETERY OPEN/CLOSE FEES	0	0	3,500	2,375	3,500	3,500
21-36-21000	INTEREST INCOME (LGIP)	0	25	0	6	0	0
21-38-51000	USE OF RESERVES	0	0	50,000	0	50,000	195,115
21-38-99909	TRFS FROM CIP TO STREETS	0	0	0	0	0	200,000
21-38-99954	TRANSFERS FROM WWTP	0	0	0	0	82,590	0
21-38-99999	OTHER REVENUE & TRANSFERS	30,000	0	0	0	0	0
	Total Revenue-Streets	622,509	556,226	755,256	314,165	793,090	897,205
21-40-11000	SALARIES - GENERAL	241,248	238,571	250,594	123,796	242,900	222,757
21-40-11001	OVERTIME - GENERAL	2,800	2,839	1,600	3,243	4,000	4,000
21-40-11050	SALARIES - PART TIME	1,000	2,042	3,133	1,535	4,763	0
21-40-11100	F.I.C.A.	15,480	15,418	16,210	8,125	15,889	14,389
21-40-11200	MEDICARE	3,620	3,578	3,791	1,900	3,714	3,365
21-40-11300	A.S.R.S.	23,313	23,126	23,832	12,005	23,500	21,429
21-40-11500	MEDICAL INSURANCE	36,966	38,603	35,230	17,613	34,065	30,916
21-40-11501	STANDARD DISABILITY INSURANCE	3,452	2,398	3,118	1,285	3,118	1,774
21-40-11505	DEFERRED COMP	6,832	6,636	6,130	3,065	6,130	5,318
21-40-11510	DENTAL INSURANCE	5,728	5,309	3,441	2,022	3,290	3,059
21-40-11600	LIFE INSURANCE	595	1,047	943	470	912	708
21-40-11700	WORKERS COMPENSATION	15,957	17,435	18,396	9,108	17,900	16,519
	Streets Personnel Costs	356,991	357,002	366,418	184,167	360,181	324,234
21-40-12000	BUSINESS TRAVEL	150	0	150	20	20	150
21-40-13000	UNIFORMS	3,500	3,758	3,500	1,830	3,500	3,000
21-40-14000	EDUCATION/TRAINING	300	152	300	129	130	300
21-40-21000	ELECTRIC	68,000	79,990	68,000	30,166	68,000	75,000
21-40-22000	WATER	1,600	0	1,600	0	1,600	0
21-40-2300	GAS	0	20	0	0	0	0
21-40-24000	TELEPHONE & FAX	500	0	500	0	540	540
21-40-24103	COMMUNICATION EQUIPMENT	2,250	3,099	2,250	0	0	2,250
21-40-35000	EMPLOYMENT TESTING	0	201	0	50	50	0
21-40-41500	OFFICE SUPPLIES	150	44	150	0	50	150
21-40-41600	SAFETY EQUIPMENT	800	584	800	601	602	800
21-40-41610	SPECIAL SUPPLIES - OTHER	7,500	8,064	1,500	1,438	1,935	1,500
21-40-41611	TRAFFIC CONTROL DEVICES	8,000	8,573	5,000	2,288	2,726	5,000
21-40-41700	CONTRACT SERVICES	220	31	220	0	220	220
21-40-42500	REPAIRS & MAINT - BLDG	500	120	500	0	0	0
21-40-45200	SUPPLIES	3,500	3,534	3,500	21	1,500	3,500
21-40-45210	ASPHALT MIXES	14,000	11,621	14,000	12,023	14,000	14,000
21-40-45220	SAND AND GRAVELS	2,500	2,179	2,500	458	700	2,500
21-40-45240	CONCRETE, REBAR & FORMS	4,000	1,985	4,000	1,359	3,000	4,000
21-40-52500	PROPERTY, CASUALTY, LIABILITY	45,883	39,229	45,930	27,091	45,930	45,930
21-40-52501	INSURANCE CLAIMS & DEDUCTIBLES	1,000	0	1,000	0	0	0
21-40-53500	DOC WORKERS	0	1,620	1,219	864	1,219	1,219
21-40-55000	RENT/LEASES - EQUIPMENT	5,800	4,893	3,000	4,698	6,049	6,000
21-40-56001	SMALL TOOLS & EQUIPMENT	2,000	1,815	2,000	2,917	3,000	2,000
21-40-61000	PARTS & LABOR	24,000	23,139	16,000	2,948	6,000	12,000
21-40-62000	FUEL & LUBRICANTS	3,000	11,884	3,000	3,766	3,766	0
21-40-62002	TIRES	4,000	2,634	4,000	3,047	4,000	4,000
21-40-62003	GASOLINE	15,200	10,952	15,200	5,321	11,000	12,000
21-40-62005	DIESEL	12,000	13,305	12,000	6,183	10,500	12,000
21-40-62006	HYDRAULIC FLUID	500	0	500	0	0	500
21-40-62007	LUBRICANTS	0	0	0	4	5	3,000
21-40-64600	STREET REPAIR AND MAINTENANCE	0	0	150,000	0	150,000	350,000
21-40-79000	LOSS ON NPF BOND DEFAULT	0	0	0	7	8	0
21-40-93000	GRANT MATCH	0	0	15,107	0	0	0
21-40-99100	UNASSIGNED EXPENSES	21,165	15,097	0	16,685	18,151	0
21-40-99918	TRANSFER GRANT MATCH	0	5,207	0	0	0	0
21-40-99985	TRANSFER TO DEBT SERVICE	0	0	11,412	5,706	11,412	11,412
21-40-99999	TRANSFER TO CIP	13,500	11,412	0	0	0	0
	Total Expenses-Streets	622,509	622,144	755,256	313,787	729,794	897,205

L.T.A.F. Fund

The Local Transportation Assistance Fund (L.T.A.F.) is a State shared revenue funded by the State and the State lottery. This fund provides money for the operational costs of the Bisbee Bus and the Bisbee Municipal Airport. There are two L.T.A.F.'s accounted for in this fund; the primary L.T.A.F. and the secondary L.T.A.F. (commonly referred to as LTAF II). The primary L.T.A.F. has historically been used in Bisbee to support the Airport and the L.T.A.F. II has been used to support the Bisbee Bus.

Grant funds are received into this fund and then transferred out to the Bisbee Bus and Airport funds to cover a portion of operational expenditures.

Fiscal Year 2009-10 Budget Highlights

The State has indicated a commitment of L.T.A.F. II funds to Bisbee Bus for Fiscal Year 2009-10. The revenue is recorded in this fund, and the corresponding transfer into the Bisbee Bus Fund.

<u>Account Number</u>	<u>Account Description</u>	<u>FY 2008 Budget</u>	<u>FY 2008 Actual</u>	<u>FY 2009 Budget</u>	<u>YTD 12/31/08 Actual</u>	<u>F/Y 2009 Y/E Estimate</u>	<u>PROPOSED 2010 BUD</u>
L.T.A.F.							
32-31-21100	LTAF (1) ANY TRANSPORTATION USE	29,172	29,172	28,087	11,988	28,087	27,870
32-31-22000	LTAF (2) VLT--FOR TRANSIT ONLY	30,000	23,930	0	11,358	11,358	20,397
32-38-99999	ALLOCATION/CONTRIB.. - FUND BAL	5,000	0	0	0	0	0
	Total Revenue-LTAF	64,172	53,102	28,087	23,346	39,445	48,267
32-40-35001	TRANSFERS TO BISBEE BUS	35,000	34,167	0	0	11,358	20,397
32-40-35002	BUS SUBSIDY - FUEL	0	0	0	0	0	0
32-40-99950	TRANSFERS TO AIRPORT	29,172	29,172	28,087	9,301	28,087	27,870
	Total Expenses-LTAF	64,172	63,339	28,087	9,301	39,445	48,267

RICO Fund

RICO Funds are authorized by the Federal Government under the Racketeer Influenced and Corrupt Organization Act. Revenues come from the seizure of assets used in the commission of crimes when the City of Bisbee Police Department is involved in the investigations.

These funds are maintained by the Cochise County Attorney's Office and are transferred to the City of Bisbee after proper paper work is submitted to the County Attorney for approval of the expenditures. These funds are used to enhance the efforts of the Police Department.

R.I.C.O. funds also help with donations of money to different youth groups that offer programs to detour kids from drug and gang activity. As an example from 2002 through 2008, R.I.C.O. funds supported youth activities by donating \$61,415.

<u>Account Number</u>	<u>Account Description</u>	<u>FY 2008 Budget</u>	<u>FY 2008 Actual</u>	<u>FY 2009 Budget</u>	<u>YTD 12/31/08 Actual</u>	<u>F/Y 2009 Y/E Estimate</u>	<u>PROPOSED 2010 BUD</u>
R.I.C.O.							
39-33-10862	VEHICLE IMPOUND FEES	0	1,615	1,000	4,555	4,655	1,500
39-33-13597	RICO AUCTION FUNDS (COUNTY)	0	10,315	0	0	0	0
39-33-22506	COUNTY REIMBURSEMENTS - RICO	151,000	59,653	200,000	55,219	104,220	200,000
	Total Revenue-RICO	151,000	71,583	201,000	59,774	108,875	201,500
39-40-13597	RICO AUCTION EXPENSE (COUNTY)	0	5,405	10,500	0	7,000	10,500
39-40-41506	DONATIONS EXPENDITURES	0	0	3,000	0	3,000	3,000
39-40-50002	EQUIPMENT	0	0	0	2,590	4,655	1,500
39-40-50006	RICO - AUTHORIZED EXPENDITURES	151,000	59,651	187,500	4,710	11,710	124,746
39-40-99085	TRANSFERS TO DEBT SERVICE	0	0	0	50,510	82,510	61,754
	Total Expenses-RICO	151,000	65,056	201,000	57,809	108,875	201,500

Bisbee Arts Commission

The Bisbee Arts Commission activities are overseen by the Community Development Director and is authorized by the City Council to promote the arts and artists in Bisbee – both within the community and to other communities. The Arts Commission produces five programs/events each year including the Art Auction, Studio Tour, Plein Air Competition, Bisbee Blues Festival, and Mini-grant program.

The Commission is made up of eleven volunteer members who are either artists or patrons of the arts. Each commissioner serves a two-year term and may ask to renew their membership for additional terms.

Recent Accomplishments include:

- Art Auction with art sales in excess of \$17,000 for just over 100 items to more than 80 successful bidders. Approximately 175 people were in attendance.
- \$1,500 Sponsorship of Flam Chen, an aerial-pyrotechnic performance group that staged a New Years Eve Show in City Park. Attendance was free to the public.
- Bisbee Blues Festival attracted over 1,200 attendees to Bisbee – most from out of town. Five bands performed over the course of the day along with seven local bands in a multi-venue setting. As of this year, the BAC will no longer produce the Blues Festival.
- The Plein Air competition attracted more than 50 artists including students of all grade levels who competed for cash and gift prizes and whose work was then sold at a silent auction.
- The Mini-grant program awarded over \$6,000 to five awardees.

Fiscal Year 2009-10 Budget Highlights

The FY 2009-10 budget no longer includes the Bisbee Blues Festival. In addition, a transfer to the General Fund is budgeted to account for administrative support of this fund.

<u>Account Number</u>	<u>Account Description</u>	<u>FY 2008 Budget</u>	<u>FY 2008 Actual</u>	<u>FY 2009 Budget</u>	<u>YTD 12/31/08 Actual</u>	<u>F/Y 2009 Y/E Estimate</u>	<u>PROPOSED 2010 BUD</u>
Bisbee Arts							
42-30-10510	PROGRAM FEES	45,875	43,762	0	0	0	0
42-30-10520	ALTE GRANT	10,000	10,000	10,000	0	10,000	10,000
42-30-40000	DONATIONS	2,500	735	500	0	0	5,000
42-30-40500	OTHER PROGRAM REVENUE	0	0	4,000	5,676	5,676	6,000
42-30-40505	FESTIVALS	0	0	35,000	27,763	27,763	0
42-30-40520	ART AUCTION REVENUE	0	0	12,000	0	12,000	7,000
42-30-40530	GOH GRANT	3,500	3,162	2,000	0	2,000	3,000
42-30-51000	USE OF RESERVES	30,500	0	39,610	0	0	50,223
Total Revenue-Bisbee Arts		92,375	57,659	103,110	33,439	57,439	81,223
42-40-10520	ALTE GRANT	10,000	10,000				
42-40-10530	OTHER GRANTS	0					
42-40-12000	BUSINESS TRAVEL	450	70				
42-40-34000	PROFESSIONAL FEES - COMPUTER	1,200					
42-40-40500	PROGRAM EXPENSE	19,000	14,753	17,000	2,122	2,122	4,000
42-40-40505	FESTIVAL EXPENSE	0	0	45,000	22,971	22,971	10,000
42-40-40510	PLEIN AIR EXPENSES	0	125	4,500	5,068	5,068	6,000
42-40-40515	STUDIO TOUR EXPENSES	0	0	2,500	0	0	0
42-40-40520	ART AUCTION EXPENSES	0	6,552	10,600	500	6,000	6,000
42-40-40530	GOH GRANT	3,500	124	0	0	0	0
42-40-40600	MINI GRANTS	6,000	6,000	15,000	0	6,000	6,750
42-40-41700	CONTRACT SERVICES	51,325	21,803	7,660	0	7,660	46,123
42-40-43500	POSTAGE	200	294	300	25	300	300
42-40-52000	ADVERTISING	0	128	200	82	200	200
42-40-71000	SUBSCRIPTIONS & MEMBERSHIPS	200	350	350	50	350	350
42-40-99900	TRANSFER TO GEN FUND	500	0	0	0	0	1,500
Total Expenses-Bisbee Arts		92,375	60,199	103,110	30,818	50,671	81,223

Save Our Stairs Fund

This fund was established in 2006 to manage and account for the receipt and disbursement of funds dedicated for the purpose of repairing and maintaining the numerous historic staircases that serve as transportation corridors to many of the residents of Old Bisbee. Revenues include those provided to the City by Save Our Stairs, Inc. as well as revenue from grants, donations, or other sources that are provided to support similar work. These funds shall be expended only for these designated purposes. These funds are also intended to provide a safe route for the Bisbee 1000 Stair Climb.

Fiscal Year 2009-10 Budget Highlights

There are no plans to participate with "Save Our Stairs" in an event this next year. The City will use previous year reserves to provide for much needed repair and maintenance of the stairs.

<u>Account Number</u>	<u>Account Description</u>	<u>FY 2008 Budget</u>	<u>FY 2008 Actual</u>	<u>FY 2009 Budget</u>	<u>YTD 12/31/08 Actual</u>	<u>F/Y 2009 Y/E Estimate</u>	<u>PROPOSED 2010 BUD</u>
Save Our Stairs							
43-30-40000	DONATIONS	0	5,000	0	5,000	0	0
43-38-51000	USE OF RESERVES	15,000	0	15,000	0	0	15,271
	Total Revenue-Save Our Stairs	15,000	5,000	15,000	5,000	0	15,271
43-40-10000	SAVE OUR STAIRS EXPENSES	15,000	4,730	15,000	0	0	15,271
	Total Expenses-Save Our Stairs	15,000	4,730	15,000	0	0	15,271

Donations

This fund was established in 2008 to manage and account for the receipt and disbursement of donations and contributions made to the City for specific purposes. All revenues in this fund will be segregated by "purpose". It will assist the City in demonstrating that the disbursement and expenditure of any such dedicated funds have been restricted to the intended purposes of these funds.

Fiscal Year 2009-10 Budget Highlights

The current budget reflects revenue and expenditure funds from potential donations throughout the year.

<u>Account Number</u>	<u>Account Description</u>	<u>FY 2008 Budget</u>	<u>FY 2008 Actual</u>	<u>FY 2009 Budget</u>	<u>YTD 12/31/08 Actual</u>	<u>F/Y 2009 Y/E Estimate</u>	<u>PROPOSED 2010 BUD</u>
Donations							
48-30-22500	MISC DONATIONS	0	243	1,000,000	0	0	1,000,000
48-38-22505	DR BADGER-ANIMAL SHELTER	0		0	71,219	71,219	71,219
	Total Revenue-Donations	0	243	1,000,000	71,219	71,219	1,071,219
48-40-10000	FUND EXPENDITURES						
48-40-22500	MISC DONATION EXP	0	0	1,000,000	0	0	1,000,000
48-40-22505	DR BADGER-ANIMAL SHELTER	0	0	0	0	71,219	71,219
	Total Expenses-Donations	0	0	1,000,000	0	71,219	1,071,219

Airport Fund

The City of Bisbee owns and operates the Bisbee Municipal Airport. Historically, the State L.T.A.F. funds have been used to help support the airport operations. There is an Airport Advisory Committee which meets on a regular basis as an advisory group for the operation and planning of the airport.

The Airport has been challenged over the past year by lower than anticipated gross margin on fuel sales.

Fiscal Year 2009-10 Budget Highlights

During this fiscal year, the City will update the Airport Master Plan with assistance of Armstrong Consultants, Inc. New for Fiscal Year 2009-10 is the elimination of a full time Fixed Base Operator (FBO). The City will research alternative options to provide service at the airport in the coming months, including automated fuel dispensing.

<u>Account Number</u>	<u>Account Description</u>	<u>FY 2008 Budget</u>	<u>FY 2008 Actual</u>	<u>FY 2009 Budget</u>	<u>YTD 12/31/08 Actual</u>	<u>F/Y 2009 Y/E Estimate</u>	<u>PROPOSED 2010 BUD</u>
Airport							
50-34-12500	GAS REVENUE	60,000	39,665	50,000	25,457	38,000	40,000
50-36-13500	RENTS	6,000	6,841	7,600	3,737	7,200	7,200
50-36-13501	BISBEE AIRPARK-ACCESS FEES	2,000	1,592	1,800	48	1,392	1,600
50-36-13509	AIRPORT PROPERTY LEASE	3,600	0	0	0	379	0
50-36-13600	FBO SALES	500	0	0	0	0	0
50-36-50000	MISC REVENUES	100,000	2,210	0	0	0	0
50-36-99901	TRANSFERS FROM GENERAL FUND	0	105,367	17,005	8,502	3,058	9,780
50-36-99932	TRANSFERS FROM LTAF	29,172	29,172	28,087	9,301	28,087	27,870
Total Revenue Airport		201,272	184,847	104,492	47,046	78,116	86,450
50-40-11001	OVERTIME - GENERAL	0	973	0	0	0	0
50-40-11050	SALARIES - PART TIME	20,000	17,874	0	4,459	4,459	0
50-40-11100	F.I.C.A.	0	1,169	0	276	276	0
50-40-11200	MEDICARE	0	273	0	65	65	0
50-40-11300	A.S.R.S.	0	358	0	174	174	0
50-40-11700	WORKERS COMPENSATION	0	420	0	129	129	0
50-40-11800	STATE UNEMPLOYMENT	0	32	0	0	0	0
Airport Personnel Costs		20,000	21,099	0	5,103	5,103	0
50-40-21000	ELECTRIC	3,650	3,239	3,650	982	2,150	3,650
50-40-22000	WATER	450	1,285	450	552	920	550
50-40-22550	SEWER AND GARBAGE SERV.	425	547	450	231	565	600
50-40-23000	GAS	1,000	1,006	1,000	319	800	1,000
50-40-24000	TELEPHONE & FAX	600	739	600	271	542	600
50-40-41500	OFFICE SUPPLIES	200	907	200	65	100	100
50-40-41600	SAFETY EQUIPMENT	250	202	250	0	0	100
50-40-41610	SPECIAL SUPPLIES - OTHER	500	131	500	0	100	400
50-40-41700	CONTRACT SERVICES	0	286	0	0	0	0
50-40-41999	DRINKING WATER	400	544	400	83	200	200
50-40-42500	REPAIR & MAINT - BLDG	2,000	0	2,000	789	1,200	1,500
50-40-43500	POSTAGE	0	48	0	0	0	0
50-40-52000	ADVERTISING	1,000	667	1,000	8	200	500
50-40-52500	PROPERTY, CASUALTY, LIABILITY	4,350	3,694	4,350	3,320	4,350	4,350
50-40-53000	OTHER - FBO CONTRACT	0	0	15,000	7,300	21,900	7,300
50-40-53001	HANGAR ROYALTIES	4,000	0	4,000	0	0	0
50-40-53002	FUEL ROYALTIES	3,000	0	3,000	455	1,800	0
50-40-53010	OTHER - CONTRACTS	3,000	3,500	0	0	0	0
50-40-53500	DOC WORKERS	2,500	1,991	2,500	864	2,500	2,500
50-40-56001	SMALL TOOLS & EQUIPMENT	0	135	0	0	0	0
50-40-60020	REPAIRS AND MAINT	500	666	500	351	500	500
50-40-62000	OTHER - FUEL	43,300	32,062	32,000	23,096	31,104	32,000
50-40-64000	EQUIPMENT MAINTENANCE	2,000	392	2,000	244	365	2,000
50-40-75002	FEES - COLLECTIONS	1,500	1,083	1,500	733	1,500	1,500
50-40-90000	ELECTRICAL UPGRADES	900	0	3,000	0	1,500	3,000
50-40-91000	EQUIPMENT & FURNITURE	500	15	500	0	250	0
50-40-99018	GRANT MATCH	73,000	73,327	20,642	0	0	9,100
50-40-99085	TRANSFERS TO DEBT SERVICE	5,131	5,131	0	0	0	0
50-40-99100	UNASSIGNED EXPENSES	12,616	17,651	5,000	466	467	0
50-40-99929	TRANSFER TO CIP	14,500	14,500	0	0	0	0
50-99-99999	OTHER EXPENDITURES	0	0	0	0	0	15,000
Total Expenses-Airport		201,272	184,847	104,492	45,233	78,116	86,450

Police Special Revenues and Grants

This fund accounts for all grant revenues received and expended for law enforcement activities outside of the General Fund and Racketeer Influenced Corrupt Organization Funds. In this fund are revenues and expenditures for Operation Stonegarden (Homeland Security funds to assist the Border Patrol in the apprehension of undocumented aliens), along with funds anticipated for Collaborative Border Region Alliance and Homeland Security.

We also receive and expend money from this fund for Federal Asset Forfeitures in which the City is a participant.

Fiscal Year 2009-10 Budget Highlights

Budget highlights for next year include a grant through Homeland Security (Operation Stonegarden) for \$1,736,198 which will cover a three-year period. Items such as overtime, equipment, vehicle mileage and maintenance and fringe benefits related to overtime were requested in this grant.

<u>Account Number</u>	<u>Account Description</u>	<u>FY 2008 Budget</u>	<u>FY 2008 Actual</u>	<u>FY 2009 Budget</u>	<u>YTD 12/31/08 Actual</u>	<u>F/Y 2009 Y/E Estimate</u>	<u>PROPOSED 2010 BUD</u>
Police Special Rev & Grants							
53-30-30002	GRANTS- COBRA	410,000	0	300,000	0	0	300,000
53-30-30003	HOMELAND SECURITY GRANTS	100,000	193,360	0	193,360	278,360	1,736,198
53-35-31000	DEPT. OF JUSTICE (VESTS)	0	0	0	0	1,060	0
53-35-33000	GRANT-STONE GARDEN DHLA	0	0	1,800,000	0	0	0
53-35-35000	FEDERAL ASSET FORFEITURES	100,000	75,563	100,000	0	2,560	100,000
53-36-11050	SERVICE REIMBURSEMENT	200,000	489,804	0	39,381	101,000	0
53-38-99910	TRANSFER FROM GEN FUND	0	1,120	0	0	0	0
Total Revenue-Police Spec. Rev		810,000	759,847	2,200,000	232,741	382,980	2,136,198
53-40-11050	SERVICE REIMBURSEMENT	200,000	489,804	0	0	101,000	0
53-40-30002	GRANTS- COBRA	410,000		300,000	0	0	300,000
53-40-30003	HOMELAND SECURITY GRANTS	100,000	193,360	1,788,246	0	269,860	1,726,198
53-40-31000	DEPT. OF JUSTICE (VESTS)	0	0	0	1,060	1,060	
53-40-35000	EXPENDITURES - ASSET FORFT REV	100,000	24,802	0	2,123	2,560	100,000
53-40-35500	FEDERAL ASSET FORFEITURES EXP	0	2,754	0	0	0	0
53-40-99901	TRANSFERS TO GENERAL FUND	0	0	50,000	0	8,500	10,000
53-40-99985	TRANSFERS TO DEBT SERVICE	0	0	61,754	0	0	0
Total Expenses-Police Spec. Rev		810,000	710,720	2,200,000	3,184	382,980	2,136,198

Wastewater Fund

The Wastewater Fund provides all collection and treatment of wastewater use in the City. In addition to maintaining the collection system which consists of thousands of feet of sewer mains, Wastewater staff are assigned the maintenance duties for the 'Old Bisbee' Fire Suppression System, and are also responsible for marking the Blue Stake requests as required. Wastewater staff are on-call 24-hours a day, seven days a week.

Fiscal Year 2009-10 Budget Highlights

This budget request reflects an 8% increase in the sewer rate fees. This increase is based on an analysis of the updated rate study to reflect the most current revenue and expenditure estimates for next year along with estimates for future years. The rate study will continue to be revised annually to reflect the most current information available to the City.

Action will be required by City Council to increase the sewer rate by 8% at the appropriate time.

<u>Account Number</u>	<u>Account Description</u>	<u>FY 2008 Budget</u>	<u>FY 2008 Actual</u>	<u>FY 2009 Budget</u>	<u>YTD 12/31/08 Actual</u>	<u>F/Y 2009 Y/E Estimate</u>	<u>PROPOSED 2010 BUD</u>
Waste Water							
54-30-30000	NADB TRANSITION ASSIST. GRANT	209,038	209,038	374,855	0	374,855	231,388
54-31-10000	TRF FROM GF, SALES TAX INCR	369,000	341,696	341,146	144,931	334,482	348,000
54-36-21000	INTEREST/PENALTIES EARNED	13,365	26,813	15,000	16,098	18,000	15,000
54-36-50000	MISCELLANEOUS REVENUE	0	0	0	740	0	0
54-36-50005	NPF XII BOND PROCEEDS	0	7	0	0	0	0
54-37-10550	USER FEES	1,403,460	1,365,330	1,472,000	725,384	1,472,000	1,624,264
54-37-10551	REFUNDS/ADJUSTMENTS	25,000	21,042	15,000	10,932	15,000	15,000
54-37-10552	HOOK-UP FEES	4,000	2,000	0	2,000	2,000	2,000
54-37-11100	SEPTIC TANK - PUMP FEES	0	402	0	163	0	0
54-38-50010	GAIN/LOSS ON DISPOSAL OF ASSETS	0	(14,546)	0	0	0	0
54-38-50099	MISC CONTRIBUTIONS	0	4,190	0	0	0	0
54-38-51000	USE OF RESERVES	237,612	0	168,970	0	0	104,889
Total Revenue-Waste Water		2,261,475	1,955,972	2,386,971	900,246	2,216,337	2,340,541

Waste Water							
54-40-11000	SALARIES - GENERAL	288,764	272,923	314,837	155,903	305,071	301,087
54-40-11001	OVERTIME - GENERAL	35,874	58,151	37,565	38,823	62,000	56,000
54-40-11050	SALARIES - PART TIME	0	4,764	7,311	3,583	7,025	0
54-40-11100	F.I.C.A.	20,529	20,580	22,704	12,185	23,675	22,491
54-40-11200	MEDICARE	4,801	4,774	5,310	2,850	5,537	5,259
54-40-11300	A.S.R.S.	31,165	31,811	33,302	18,273	35,503	33,745
54-40-11500	MEDICAL INSURANCE	34,498	36,449	37,230	17,271	37,230	32,939
54-40-11501	STANDARD DISABILITY INSURANCE	3,985	2,862	3,926	1,480	1,480	1,802
54-40-11505	DEFERRED COMP	6,478	6,013	6,478	3,039	6,478	5,666
54-40-11510	DENTAL INSURANCE	4,296	4,674	2,206	1,902	2,206	3,646
54-40-11600	LIFE INSURANCE	556	1,006	996	462	996	754
54-40-11700	WORKERS COMPENSATION	12,171	12,683	14,611	7,345	14,611	14,787
Waste Water Personnel Costs		443,117	456,690	486,476	263,116	501,812	478,176

<u>Account</u>		<u>FY 2008</u>	<u>FY 2008</u>	<u>FY 2009</u>	<u>YTD 12/31/08</u>	<u>F/Y 2009</u>	<u>PROPOSED</u>
<u>Number</u>	<u>Account Description</u>	<u>Budget</u>	<u>Actual</u>	<u>Budget</u>	<u>Actual</u>	<u>Y/E Estimate</u>	<u>2010 BUD</u>
54-40-11800	STATE UNEMPLOYMENT	0	608	0	0	0	0
54-40-12000	BUSINESS TRAVEL	500	249	500	799	850	500
54-40-12100	CONFERENCES	500	0	500	0	0	500
54-40-13000	UNIFORMS	3,500	3,464	3,500	1,655	2,850	3,500
54-40-13050	REFUNDS TO CUSTOMERS	200	(8)	200	0	0	200
54-40-14000	EDUCATION/TRAINING	5,000	104	5,000	939	2,000	5,000
54-40-21000	ELECTRIC	84,700	102,530	90,000	44,747	89,000	90,000
54-40-22000	WATER	1,000	3,600	2,000	2,494	5,500	2,000
54-40-24000	TELEPHONE & FAX	3,500	5,578	5,000	2,082	4,500	5,000
54-40-24001	INTERNET ACCESS FEE	800	832	800	424	800	800
54-40-24100	COMMUNICATION EQUIPMENT	200	151	200	75	100	200
54-40-24200	OTHER - HAND HELD RADIOS	5,000	1,418	5,000	744	1,200	1,500
54-40-27500	LIENS EXPENSE (FILING FEES)	300	784	300	256	600	750
54-40-34102	OTHER - TESTING	81,200	90,362	70,000	32,626	62,000	70,000
54-40-35000	EMPLOYMENT TESTING	0	568	0	0	0	0
54-40-40000	SUPPLIES	250	315	250	0	200	250
54-40-41000	DISPOSABLE EQUIPMENT/TOOLS	1,500	1,895	1,500	303	1,000	1,500
54-40-41001	CHLORINE	500	230	500	0	0	500
54-40-41002	LIME	200	0	200	0	0	200
54-40-41003	CHEMICALS	20,000	1,583	20,000	0	5,000	20,000
54-40-41500	OFFICE SUPPLIES	600	343	600	207	600	600
54-40-41600	SAFETY EQUIPMENT	1,500	3,459	1,500	1,256	1,500	1,500
54-40-41610	SPECIAL SUPPLIES	28,500	26,611	8,500	3,990	8,000	8,500
54-40-41700	CONTRACT SERVICES	440	1,841	440	901	1,800	1,000
54-40-42000	CUSTODIAL SUPPLIES	500	500	500	0	500	500
54-40-42100	BOOKS AND REFERENCE MATERIALS	500	0	500	0	250	500
54-40-42500	REPAIRS & MAINT - BLDG	1,000	498	1,000	1,036	3,000	1,000
54-40-42501	MANHOLE FRAME & COVERS	1,000	0	1,000	813	1,000	1,000
54-40-42502	PIPES & FITTINGS	5,000	5,195	5,000	864	2,500	5,000
54-40-43000	LAB SUPPLIES	8,500	20,216	10,000	6,769	10,000	10,000
54-40-43500	POSTAGE	315	863	325	145	400	350
54-40-51000	PRINTING/REPRODUCTION	0	0	0	5	7	0
54-40-52000	ADVERTISING	0	20	0	0	0	0
54-40-52500	PROPERTY, CASUALTY, LIABILITY	67,560	57,788	67,560	39,907	67,560	67,560
54-40-52501	INSURANCE CLAIMS & DEDUCTIBLES	2,800	3,969	2,800	4,384	5,000	3,000
54-40-53500	DOC WORKERS	2,500	2,102	2,500	864	2,500	2,500
54-40-55000	EQUIPMENT RENTAL	2,000	9,230	2,000	156	1,500	2,000
54-40-56001	SMALL TOOLS & EQUIPMENT	5,000	8,842	5,000	37	2,500	5,000
54-40-61000	PARTS & LABOR	10,000	35,984	10,000	5,502	10,000	10,000
54-40-62002	TIRES	0	0	0	680	2,000	1,000
54-40-62003	GASOLINE	13,650	16,653	13,750	7,000	13,750	13,750
54-40-62005	DIESEL	3,500	1,835	3,500	897	3,000	3,500
54-40-62006	HYDRAULIC FLUID	500	0	500	0	0	500
54-40-62007	LUBRICANTS	500	20	500	31	100	500
54-40-64000	EQUIPMENT MAINTENANCE	2,500	2,319	2,500	521	2,500	2,500
54-40-64850	SLUDGE REMOVAL	15,000	6,410	7,500	409	3,000	7,500
54-40-64851	SLUDGE HAULING	2,000	0	2,000	0	500	2,000
54-40-65100	CONSTRUCTION & REPAIR MATERIAL	3,000	348	3,000	451	3,000	3,000
54-40-71000	SUBSCRIPTIONS & MEMBERSHIPS	0	508	0	219	500	600
54-40-71001	PERMITS & LICENSES	0	24,116	0	5,584	12,703	12,000
54-40-79500	BAD DEBTS	4,000	20,968	4,000	0	0	11,662
54-40-81313	DEPRECIATION EXPENSE	0	1,110,515	0	0	0	0
54-40-91008	PORTABLE PUMP	1,500	0	1,500	0	1,500	1,500

<u>Account Number</u>	<u>Account Description</u>	<u>FY 2008 Budget</u>	<u>FY 2008 Actual</u>	<u>FY 2009 Budget</u>	<u>YTD 12/31/08 Actual</u>	<u>F/Y 2009 Y/E Estimate</u>	<u>PROPOSED 2010 BUD</u>
54-40-99086	TRANSFER TO DEBT SERVICE WWP	983,020	983,020	1,069,385	534,693	1,069,385	1,082,454
54-40-99090	TRFS TO RESERVES - DSR	217,066	217,066	217,190	36,198	217,190	195,928
54-40-99100	UNASSIGNED EXPENSES	0	0	25,000	0	25,000	8,321
54-40-99901	TRANSFER TO ADMINISTRATION	0	0	3,623	1,812	3,623	3,758
54-40-99951	TRANSFERS TO CITY MANAGER	17,199	17,199	18,928	9,464	18,928	18,848
54-40-99952	TRANSFERS TO FINANCE	70,968	70,968	75,688	37,844	75,688	78,909
54-40-99975	TRANSFERS TO PUBLIC WORKS	64,106	64,106	69,149	34,575	69,149	66,736
54-40-99992	TRANSFERS TO LEGAL SVCS	23,284	23,284	24,007	12,003	24,007	24,989
54-40-99999	TRANSFERS TO CAPTL PROJECTS	50,000	50,000	34,100	17,050	34,100	0
Total Expenses-Waste Water		2,261,475	3,457,749	2,386,971	1,116,527	2,375,652	2,340,541

Sanitation Fund

The Sanitation Fund is responsible for collecting all solid waste in the City. This fund is also responsible for collecting, processing, and selling recyclable materials. The Sanitation Division consists of a supervisor, two container truck drivers, a three-man crew that does the hand pick-up in Old Bisbee, and a recycling attendant.

The City operates its recycling project with one full-time City employee and City-supervised inmate labor. Recycling facilities are borrowed from the Cochise County Transfer Station.

The community interest in recycling has increased significantly in the last year. This increase has also brought larger than expected loads at the drop off locations. We are experiencing more requests from the business community than we can currently serve. The City of Bisbee is the leader in Cochise County for recycling. We will continue to find ways to streamline and increase our recycling effort.

Fiscal Year 2009-10 Budget Highlights

This budget provides sanitation services for the next year without a rate increase. The revenues generated by the 3% increase implemented in Fiscal Year 2008-09 will continue to be reserved within the fund to provide for vehicle replacement in future years.

<u>Account</u>		<u>FY 2008</u>	<u>FY 2008</u>	<u>FY 2009</u>	<u>YTD 12/31/08</u>	<u>FY2009</u>	<u>PROPOSED</u>
<u>Number</u>	<u>Account Description</u>	<u>Budget</u>	<u>Actual</u>	<u>Budget</u>	<u>Actual</u>	<u>Y/E Estimate</u>	<u>2010 BUD</u>
Sanitation							
56-33-10000	GRANT REVENUE - D.E.Q.	0	0	0	553	0	0
56-36-11400	RECYCLING REVENUE	12,000	11,315	15,000	2,019	7,000	7,000
56-36-21000	INTEREST/PENALTIES EARNED	0	20	0	0	0	0
56-37-10550	USER FEES	773,160	780,795	804,945	398,550	803,187	809,445
56-37-10553	SPECIAL PICK-UP FEES	500	520	200	430	500	250
56-38-50010	GAIN/LOSS ON DISPOSAL OF ASSET	0	(6,545)	0	0	0	0
	Total Revenue-Sanitation	785,660	786,105	820,145	401,551	810,687	816,695
56-40-11000	SALARIES - GENERAL	232,005	238,250	234,199	119,547	234,396	237,004
56-40-11001	OVERTIME - GENERAL	7,000	11,939	7,000	7,299	10,300	11,000
56-40-11050	SALARIES - PART TIME	0	7,321	10,444	5,118	10,500	0
56-40-11100	F.I.C.A.	15,209	15,674	15,992	8,222	15,831	15,758
56-40-11200	MEDICARE	3,557	3,640	3,740	1,923	3,702	3,685
56-40-11300	A.S.R.S.	22,945	23,042	22,793	11,987	22,793	23,436
56-40-11500	MEDICAL INSURANCE	33,547	36,473	36,204	18,103	36,204	35,771
56-40-11501	STANDARD DISABILITY INSURANCE	2,947	2,604	2,921	1,327	2,921	1,910
56-40-11505	DEFERRED COMP	6,299	6,333	6,299	3,150	6,299	6,153
56-40-11510	DENTAL INSURANCE	4,774	4,498	3,788	1,894	3,788	3,679
56-40-11600	LIFE INSURANCE	541	908	969	464	969	819
56-40-11700	WORKERS COMPENSATION	19,677	20,937	21,454	10,965	21,454	22,029
	Sanitation Personnel Costs	348,501	371,619	365,803	189,999	369,157	361,244
56-40-12000	BUSINESS TRAVEL	600	0	600	570	600	600
56-40-13000	UNIFORMS	3,500	3,036	3,000	1,583	3,000	3,000
56-40-13050	REFUNDS TO CUSTOMERS	0	16	0	0	0	0
56-40-14000	EDUCATION/TRAINING	100	87	200	129	129	200
56-40-21000	ELECTRIC	1,042	0	1,042	0	1,042	1,042
56-40-23000	GAS	1,000	0	1,000	0	1,000	1,000
56-40-24000	TELEPHONE & FAX	500	0	500	0	540	540
56-40-24200	OTHER - HAND HELD RADIOS	1,000	399	1,000	115	300	1,000
56-40-41000	DISPOSABLE EQUIPMENT/TOOLS	1,200	1,286	1,200	1,067	1,500	1,500
56-40-41500	CONSUMABLE SUPPLIES	500	158	500	73	250	500
56-40-41600	SAFETY EQUIPMENT	1,000	1,380	1,000	638	800	1,000
56-40-41610	OTHER - VACCINES	500	302	500	0	80	500
56-40-41700	CONTRACT SERVICES	300	301	300	67	300	300
56-40-42500	REPAIRS & MAINT - BLDG	0	256	0	0	893	0
56-40-52500	PROPERTY, CASUALTY, LIABILITY	28,406	24,286	30,394	9,772	30,394	30,394
56-40-52501	INSURANCE CLAIMS & DEDUCTIBLES	1,500	0	150	0	0	150
56-40-53006	COUNTY TIPPING FEES	215,000	227,524	215,000	85,689	215,000	221,500
56-40-53500	DOC WORKERS	1,800	0	1,800	0	900	1,800
56-40-56001	SMALL TOOLS & EQUIPMENT	500	1,422	500	1,166	1,300	1,500
56-40-61000	PARTS & LABOR	10,000	7,846	8,000	1,456	4,000	8,000
56-40-62004	GASOLINE	5,500	10,038	5,500	4,581	8,814	8,816
56-40-62005	DIESEL	17,800	24,813	20,000	10,794	20,000	20,000
56-40-62006	HYDRAULIC FLUID	500	0	500	0	0	500
56-40-62007	LUBRICANTS	500	0	500	0	250	500
56-40-62008	TIRES	5,000	2,537	5,000	1,783	3,000	5,000
56-40-78000	RECYCLING GRANT D.E.Q. EXP	0	11,907	0	0	0	0
56-40-79500	BAD DEBTS	2,000	7,228	2,000	0	2,000	2,000
56-40-81313	DEPRECIATION EXPENSE	0	43,729	0	0	0	0
56-40-81500	INTEREST	0	3,271	0	0	0	0
56-40-82000	FEES/COSTS	0	1,495	0	0	0	0
56-40-89000	CAPITAL EXPENDITURES	0	(11,909)	0	0	0	0
56-40-91000	EQUIP & FURNITURE - DUMPSTERS	25,000	15,765	25,000	5,901	18,000	17,582
56-40-98010	RESERVE ACCUMULATION-RESTRICTED	0	0	23,586	0	23,586	24,283
56-40-99100	UNASSIGNED EXPENSES	0	0	13,153	0	0	8,108
56-40-99901	TRANSFERS TO ADMINISTRATION	0	0	11,418	5,709	11,418	11,283
56-40-99951	TRANSFERS TO CITY MANAGER	4,939	4,939	0	0	0	0
56-40-99952	TRANSFERS TO FINANCE	39,611	39,611	42,190	21,095	42,190	44,044
56-40-99977	TRANSFERS TO GARAGE	20,991	20,991	0	0	0	0
56-40-99985	TRANSFER TO DEBT SERVICE	17,041	0	38,809	19,404	38,809	38,809
56-40-99992	TRANSFERS TO LEGAL SVCS	2,329	2,329	0	0	0	0
56-40-99999	TRANSFER TO CIP	27,500	0	0	0	0	0
	Total Expenses-Sanitation	785,660	816,662	820,145	361,592	799,252	816,695

Bisbee Public Works Grants

This fund is for Public Works grants that initiate projects outside the normal Public Works operations.

Fiscal Year 2009-10 Budget Highlights

Included in this budget, funds have been set aside for a potential WIFA grant for sewer expansion in Tintown along with a possible recycling grant. In addition, funding has been added to provide for a Solar Generating System at the Wastewater Treatment Plant if the grant funds can be located and secured.

<u>Account</u>		<u>FY 2008</u>	<u>FY 2008</u>	<u>FY 2009</u>	<u>YTD 12/31/08</u>	<u>F/Y 2009</u>	<u>PROPOSED</u>
<u>Number</u>	<u>Account Description</u>	<u>Budget</u>	<u>Actual</u>	<u>Budget</u>	<u>Actual</u>	<u>Y/E Estimate</u>	<u>2010 BUD</u>
PW Grants							
57-30-22502	WIFA GRANT SEWER/TA	0	0	50,000	0	0	50,000
57-30-22503	UPPER SAN PEDRO PARTNERSHIP	802,000	579,298	300,000	0	0	0
57-30-22504	RECYCLING GRANT	0	0	50,000	0	0	0
57-30-22506	WWTP SOLAR GENERATOR SYSTEM	0	0	0	0	0	5,900,000
	Total Revenue	802,000	579,298	400,000	0	0	5,950,000
57-40-22502	WIFA GRANT SEWER/TA	0	0	50,000	0	0	50,000
57-40-22503	UPPER SAN PEDRO PARTNERSHIP	802,000	579,298	300,000	0	0	0
57-40-22504	RECYCLING GRANT	0	0	50,000	0	0	0
57-40-22506	WWTP SOLAR GENERATOR SYSTEM	0	0	0	0	0	5,900,000
	Total Expenses	802,000	579,298	400,000	0	0	5,950,000

Queen Mine Fund

The Queen Mine Tour operations are overseen by the Community Development Director. The Mine Tour is an enterprise program for the City of Bisbee which means it operates with its own budget and funds generated from the tour to maintain, improve, and expand the tour as well as support the Visitor Center.

Funded by the sale of tour tickets and gift shop items, the Queen Mine Tour sees over 30,000 visitors a year. While the City owns the building once known as the Change House, Freeport-McMoRan (formerly Phelps Dodge) leases the underground used for the tours.

Recent Accomplishments of the Queen Mine Fund include:

- Complete renovation of the Queen Mine Tour Gift Shop.
- Safety upgrades including all new rail, new wheels for the man-cars, new escape way complete with stairs, upgraded machinery and lighting.
- Upgrade and safety improvements for tour features including the boss' desk.
- Additional roof repair
- Installation of educational video
- Installation of play area for children
- Update of the website and marketing material
- Development of mineral inventories
- Investigation and preliminary planning for a new geology based tour

In 2008, 46,113 people toured the Queen Mine.

Fiscal Year 2009-10 Budget Highlights

Efforts to improve safety will remain the top priority. With new rail, we will see far fewer derailments. Continued cleaning of the mine shafts, shoring up and replacing timbers, and expanded routine maintenance schedules will help alleviate any threats to tourists and tour guides.

Capital Improvements to the Mine this coming year will include a new roof and new man-car wheels.

<u>Account Number</u>	<u>Account Description</u>	<u>FY 2008 Budget</u>	<u>FY 2008 Actual</u>	<u>FY 2009 Budget</u>	<u>YTD 12/31/08 Actual</u>	<u>F/Y 2009 Y/E Estimate</u>	<u>PROPOSED 2010 BUD</u>
Queen Mine							
59-31-25000	TAX CREDITS TAKEN	0	334	0	126	0	0
59-34-15001	MERCHANDISE SALES	185,000	125,009	155,000	83,616	160,000	168,000
59-34-15010	MAIL ORDER SALES	0	822	30,000	207	800	10,000
59-34-17500	MINE TOURS	450,000	476,111	459,162	177,707	459,000	459,000
59-34-17501	SURFACE TOURS	0	210	0	0	0	0
59-36-14500	RENT - DISPLAY CASE	0	1,267	0	0	0	0
59-36-15003	VENDING MACHINE SALES	1,200	1,203	1,200	1,686	3,500	3,500
59-38-50099	MISC CONTRIBUTIONS	0	71,317	0	0	0	0
59-38-99235	FUND BALANCE ALLOCATION	142,000	0	26,000		8,000	76,000
59-38-99999	OTHER REVENUE	0	654	0	0	0	0
Total Revenue-QM		778,200	676,927	671,362	263,342	631,300	716,500

<u>Account Number</u>	<u>Account Description</u>	<u>FY 2008 Budget</u>	<u>FY 2008 Actual</u>	<u>FY 2009 Budget</u>	<u>YTD 12/31/08 Actual</u>	<u>F/Y 2009 Y/E Estimate</u>	<u>PROPOSED 2010 BUD</u>
59-40-11000	SALARIES - GENERAL	212,285	224,965	229,570	100,965	220,000	196,977
59-40-11001	OVERTIME - GENERAL	2,000	1,992	2,000	686	1,500	2,000
59-40-11050	SALARIES - PART TIME	33,246	34,629	31,263	22,626	42,500	52,170
59-40-11100	F.I.C.A.	15,699	15,829	16,698	7,675	15,000	15,923
59-40-11200	MEDICARE	3,672	3,677	3,905	1,795	3,600	3,724
59-40-11300	A.S.R.S.	20,571	19,186	19,751	8,473	19,751	16,671
59-40-11500	MEDICAL INSURANCE	30,250	32,857	37,310	16,323	37,310	33,020
59-40-11501	STANDARD DISABILITY INSURANCE	2,647	2,529	2,862	792	2,200	1,511
59-40-11505	DEFERRED COMP	5,680	6,120	6,492	2,806	5,700	5,680
59-40-11510	DENTAL INSURANCE	3,415	3,600	4,058	1,537	4,000	3,073
59-40-11600	LIFE INSURANCE	487	760	1,001	353	1,000	756
59-40-11700	WORKERS COMPENSATION	5,972	6,634	6,058	2,654	6,000	5,625
Queen Mine Personnel Costs		335,924	352,778	360,968	166,684	358,561	337,130

<u>Account</u>		<u>FY 2008</u>	<u>FY 2008</u>	<u>FY 2009</u>	<u>YTD 12/31/08</u>	<u>F/Y 2009</u>	<u>PROPOSED</u>
<u>Number</u>	<u>Account Description</u>	<u>Budget</u>	<u>Actual</u>	<u>Budget</u>	<u>Actual</u>	<u>Y/E Estimate</u>	<u>2010 BUD</u>
59-40-12000	BUSINESS TRAVEL	400	974	400	0	400	500
59-40-12100	CONFERENCES	1,500	0	1,000	0	1,000	1,000
59-40-13000	UNIFORMS	1,500	1,285	1,500	1,505	1,505	1,600
59-40-13050	TOUR REFUNDS	0	157	200	109	200	200
59-40-14000	EDUCATION/TRAINING	1,000	1,000	1,200	1,000	1,000	1,200
59-40-21000	ELECTRIC	8,000	6,918	8,000	3,311	8,000	8,000
59-40-22000	WATER	1,400	1,129	1,400	672	1,400	1,400
59-40-22550	SEWER AND GARBAGE SERV.	2,800	3,474	3,750	1,496	3,750	4,000
59-40-23000	GAS/WOOD	3,000	1,600	3,000	1,200	3,000	3,000
59-40-24000	TELEPHONE & FAX	2,900	3,023	2,900	1,366	2,900	3,100
59-40-24001	INTERNET ACCESS FEE	1,000	850	1,000	247	850	1,000
59-40-34000	PROFESSIONAL FEES - COMPUTER	5,200	2,148	1,000	0	100	1,000
59-40-34010	VOLUNTEER PROGRAM	500	712	500	0	0	0
59-40-35000	EMPLOYMENT TESTING	0	43	0	0	43	100
59-40-36000	MAINTENANCE & SUPPORT AGREEMENTS	800	1,029	800	461	800	800
59-40-41500	OFFICE SUPPLIES	2,400	2,494	2,400	1,829	2,400	3,000
59-40-41604	SPECIAL SUPP - MERCHANDISE	113,000	43,149	92,500	52,693	87,000	99,640
59-40-41610	OTHER - HATS AND COATS	1,200	1,069	2,000	0	2,000	2,000
59-40-41700	CONTRACT SERVICES	300	300	500	50	50	500
59-40-42000	CUSTODIAL SUPPLIES	3,000	600	3,000	91	3,000	3,000
59-40-42300	SOFTWARE	600	386	800	0	700	400
59-40-42500	OTHER-TOUR MAINT-INTERIOR	4,000	2,625	4,000	3,210	4,000	4,000
59-40-42501	TOUR MAINTENANCE	4,000	4,225	4,000	2,979	4,000	4,000
59-40-43500	POSTAGE	400	360	600	123	600	1,000
59-40-44000	CONCESSION	1,000	599	1,000	1,029	2,100	2,100
59-40-52000	ADVERTISING	18,867	16,222	18,000	8,368	16,000	18,000
59-40-52500	PROPERTY, CASUALTY, LIABILITY	50,600	46,182	45,000	10,665	45,000	50,000
59-40-52501	INSURANCE CLAIMS & DEDUCTIBLES	500	0	500	0	0	500
59-40-53500	DOC WORKERS	1,100	1,755	1,600	1,217	1,700	1,700
59-40-56001	SMALL TOOLS & EQUIPMENT	0	1,194	0	66	66	0
59-40-61000	PARTS & LABOR	1,300	1,356	1,000	115	500	1,000
59-40-62000	FUEL & LUBRICANTS	3,000	1,077	1,500	460	700	1,200
59-40-73000	MISCELLANEOUS	231	(83)	0	3	3	0
59-40-75002	CREDIT CARD FEES	9,300	10,136	10,000	5,133	10,300	11,000
59-40-75100	OFFICE FURNISHINGS	300	165	1,000	566	566	500
59-40-81313	DEPRECIATION EXPENSE	0	6,312	0	0	0	0
59-40-90001	LAMPS	3,500	2,124	3,500	2,358	3,500	3,500
59-40-90003	MOTORS	6,000	59	6,000	184	4,500	6,000
59-40-91000	COMPUTER HARDWARE & SOFTWARE	300	333	3,000	0	500	500
59-40-99100	MISC. EXPENSES-SAFETY	11,885	4,113	12,000	0	6,000	17,721
59-40-99901	TRANSFERS TO GENERAL FUND	28,480	28,480	19,576	9,788	19,576	20,130
59-40-99920	TRANSFER TO TRANSIENT RM TAX	5,013	5,013	8,491	4,245	8,491	8,625
59-40-99952	TRANSFERS TO FINANCE	0	0	15,777	7,889	15,777	16,454
59-40-99999	TRANSFERS TO CAPITAL PROJECTS	142,000	114,475	26,000	0	6,966	76,000
	Total Expenses-QM	778,200	671,840	671,362	291,112	629,504	716,500

C.D.B.G. Grants

This fund was previously used to account for C.D.B.G. Grant Funds. All activity is now accounted for in Government Grants (Fund 11).

<u>Account Number</u>	<u>Account Description</u>	<u>FY 2008 Budget</u>	<u>FY 2008 Actual</u>	<u>FY 2009 Budget</u>	<u>YTD 12/31/08 Actual</u>	<u>F/Y 2009 Y/E Estimate</u>	<u>PROPOSED 2010 BUD</u>
CDBG Grants							
73-30-15800	BAKERVILLE - CDBG	265,000	0	0	0	0	0
73-30-22500	GRANT REVENUE	335,025	0	0	0	0	0
	Total Revenue	600,025	0	0	0	0	0
73-40-15800	BAKERVILLE - CDBG	265,000	0	0	0	0	0
73-40-22500	GRANT EXPENDITURES	335,025	0	0	0	0	0
	Total Expenses	600,025	0	0	0	0	0

Miscellaneous Grants

This budget reflects funds for grants not accounted for elsewhere in the budget. These include library, parks, and tourism grants. Transportation grants for buses are also recorded here.

Fiscal Year 2009-10 Budget Highlights

Requests for this budget include funding for one new bus for the Bisbee Bus as well as an allocation for miscellaneous grants to allow for potential grant opportunities.

<u>Account Number</u>	<u>Account Description</u>	<u>FY 2008 Budget</u>	<u>FY 2008 Actual</u>	<u>FY 2009 Budget</u>	<u>YTD 12/31/08 Actual</u>	<u>F/Y 2009 Y/E Estimate</u>	<u>PROPOSED 2010 BUD</u>
Misc Grants							
78-30-23200	ADOT GRANT SIDEWALKS MAIN ST	0	(10,643)	0	0	0	0
78-30-23750	ADOT-BBUS EXP REIMBURSED	89,682	40,537	77,970	0	77,970	90,268
78-30-32500	SENIOR CENTER ADDITION	0	206,326	244,828	0	0	0
78-30-79000	MISCELLANEOUS GRANTS	2,000,000	0	3,000,000	0	0	3,000,000
78-30-99996	TRANSFERS FROM BISBEE BUS	8,495	4,633	0	0	0	0
78-38-99996	TRANS FROM BISBEE BUS	0	0	5,110	0	11,452	8,436
	Total Revenue	2,098,177	240,853	3,327,908	0	89,422	3,098,704
78-40-23750	ADOT BBUS EXPENDITURES	98,177	45,170	83,080	4,541	83,080	98,704
78-40-32500	SENIOR CENTER ADDITION	0	141,951	244,828	106,014	0	0
78-40-79000	MISCELLANEOUS GRANTS	2,000,000	0	3,000,000	0	0	3,000,000
	Total Expenses	2,098,177	187,121	3,327,908	110,556	83,080	3,098,704

Debt Service

This fund is used to account for the accumulation of resources and payment of general long-term debt principle and interest payments. Budgeted funds are transferred into this fund from the various funding sources. These funds are then used to make the appropriate debt payments on two ambulances, two garbage trucks, one dump truck, nine police vehicles, and the San Jose Fire Station.

Fiscal Year 2009-10 Budget Highlights

This year's budget request reflects the principle and interest payments due on general long-term debt of the City.

<u>Account Number</u>	<u>Account Description</u>	<u>FY 2008 Budget</u>	<u>FY 2008 Actual</u>	<u>FY 2009 Budget</u>	<u>YTD 12/31/08 Actual</u>	<u>F/Y 2009 Y/E Estimate</u>	<u>PROPOSED 2010 BUD</u>
Debt Service							
85-38-10550	TRANSFER FROM GFUND ADMIN/GEN	64,800	64,800	84,803	42,402	84,803	84,805
85-38-21000	TRANSFERS FROM STREETS FUND	0	0	11,412	5,706	11,412	11,412
85-38-39000	TRANSFERS FROM RICO FUND	0	0	0	0	0	61,754
85-38-50000	TRANSFER FROM AIRPORT FUND	5,131	5,131	0	0	0	0
85-38-53000	TRANSFER FROM POLICE SPEC REV	0	0	61,754	0	61,754	0
85-38-56000	TRANSFER FROM SANITATION	17,041	0	38,809	19,404	38,809	38,809
	Total Debt Service Revenue	86,972	69,931	196,778	67,512	196,778	196,780
85-60-81000	PRINCIPAL PAYMENTS, CAP LEASE	36,866	36,354	38,967	19,213	38,967	41,189
85-60-81500	INTEREST PAYMENTS, CAP LEASE	11,109	11,619	9,006	4,773	9,006	6,784
85-70-81000	PRINCIPAL PMTS, LEASE PURCHASE	28,646	14,876	122,292	84,805	122,293	127,325
85-70-81500	INTEREST PMTS, LEASE PURCHASE	5,220	1,949	26,512	9,231	26,512	21,482
85-80-81000	PRINCIPAL PMTS, NOTES PAYABLE	4,428	4,427	0	0	0	0
85-80-81500	INTEREST PMTS, NOTES PAYABLE	703	704	0	0	0	0
	Total Debt Service Expenses	86,972	69,929	196,778	118,023	196,778	196,780

Debt Service for Wastewater Project

This fund is used to account for the accumulation of resources and payment of debt related to the Wastewater Project. The annual debt payments for Water Infrastructure Finance Authority (WIFA) and USDA Rural Development are included here. Funds are also budgeted for debt service reserves, repair and replacement reserves, and operating and maintenance reserves required by WIFA, USDA, and North American Development Bank. Transfers from the Wastewater Fund support these payments.

Fiscal Year 2009-10 Budget Highlights

This budget includes all payments due in Fiscal Year 2009-10.

<u>Account Number</u>	<u>Account Description</u>	<u>FY 2008 Budget</u>	<u>FY 2008 Actual</u>	<u>FY 2009 Budget</u>	<u>YTD 12/31/08 Actual</u>	<u>F/Y 2009 Y/E Estimate</u>	<u>PROPOSED 2010 BUD</u>
Debt Service for WWP							
86-36-21000	INTEREST INCOME	0	1,695	0	893	0	0
86-38-98000	TRANSFERS IN - DEBT SERVICE	983,020	983,020	1,069,385	534,693	1,069,385	1,082,454
86-38-98010	TRF IN--DEBT SERVICE RESERVES	217,066	217,066	217,190	36,198	217,190	195,928
	Total Revenue	1,200,086	1,201,781	1,286,575	571,784	1,286,575	1,278,382
86-40-98010	RESERVE ACCUMULATION	217,066	0	217,190	0	217,190	195,928
86-80-81000	PRINCIPAL PAYMENTS	554,789	554,789	652,361	651,948	652,361	667,245
86-80-81500	INTEREST PAYMENTS	428,231	142,384	417,024	15,737	417,024	415,209
	Total Expenses	1,200,086	697,173	1,286,575	667,685	1,286,575	1,278,382

Youth Fund

The Youth Fund was established as a permanent fund in 2005 with \$103,000 in proceeds from the sale of properties known as the Old Police Station and Old Fire Station. The fund must maintain the principal of \$103,000. Interest income and fund balances from previous years activity in excess of the \$103,000 may be budgeted for programs and expenditures consistent with the purposes of this fund.

Fiscal Year 2009-10 Budget Highlights

Funds are budgeted for potential operating expenditures, capital expenditures, and fund-raising activities.

<u>Account Number</u>	<u>Account Description</u>	<u>FY 2008 Budget</u>	<u>FY 2008 Actual</u>	<u>FY 2009 Budget</u>	<u>YTD 12/31/08 Actual</u>	<u>F/Y 2009 Y/E Estimate</u>	<u>PROPOSED 2010 BUD</u>
Youth Fund							
89-36-13001	PROCEEDS - SALE OF POL/FIRE BD	0	315	0	21	21	0
89-36-21000	INTEREST INCOME	5,000	6,047	5,000	1,446	1,446	1,500
89-36-50005	NPF XII Bond Proceeds	0	56	0	0	0	0
89-36-50010	FUND RAISING PROCEEDS	0	0	0	0	0	15,000
89-36-99925	USE OF FUND BALANCE	20,000		10,000	0	1,000	10,000
	Total Revenue	25,000	6,418	15,000	1,467	2,467	26,500
89-40-50000	AUTHORIZED EXPENDITURES	5,000	1,498	5,000	745	860	1,500
89-40-50010	FUND RAISING EXPENSES	0	0	0	0	0	15,000
89-40-79000	LOSS ON NPF XII BOND DEFAULT	0	0	0	1,708	1,708	0
89-40-90000	CAPITAL EXPENDITURES	0	0	10,000	0	0	10,000
89-40-99999	TRANSFER TO CIP	20,000	10,000	0	0	0	0
	Total Expenses	25,000	11,498	15,000	2,453	2,568	26,500

Bisbee Bus Fund

The Bisbee Bus operations are overseen by the Community Development Director. The Bisbee Bus is funded primarily through the Arizona Department of Transportation's 5311 program. Additional funds in support of the Bisbee Bus are provided by the Arizona LTAF program, the Cochise County LTAF program, SEAGO and general fund resources.

Day-to-day operations of the Bisbee Bus are contracted through Catholic Community Services which provides drivers, safety training, and oversight of operations, ridership, marketing, and administration.

The Bisbee Bus operates from 6:00 a.m. to 7:00 p.m. Monday through Saturday. The route includes old Bisbee, Warren, San Jose, and Naco.

Recent Accomplishments of the Bisbee Bus include:

- New rider guide
- New branding scheme for the transit program
- New five year plan

Fiscal Year 2009-10 Budget Highlights

The 2009-2010 fiscal year budget includes a substantial increase in fuel costs to reflect current pricing trends. Also included is an increase in maintenance costs in anticipation of using Sierra Vista and Cochise County as our primary source for maintenance.

Two new busses will be ordered in the spring of 2009

<u>Account Number</u>	<u>Account Description</u>	<u>FY 2008 Budget</u>	<u>FY 2008 Actual</u>	<u>FY 2009 Budget</u>	<u>YTD 12/31/08 Actual</u>	<u>F/Y 2009 Y/E Estimate</u>	<u>PROPOSED 2010 BUD</u>
Bisbee Bus							
96-30-50032	TRANSFERS FROM L.T.A.F.	30,000	34,167	0	0	11,358	20,397
96-30-50045	SEAGO TRANSPORTATION	0	0	19,000	0	19,000	20,000
96-30-50050	CCS LOCAL SHARE	26,000	28,561	7,050	17,590	7,050	7,500
96-30-50060	FEDERAL SHARE	114,859	127,086	153,648	63,166	153,648	160,808
96-30-50065	DONATIONS	1,258	240	200	0	200	200
96-30-50132	TRANSFERS FROM GEN FUND	4,613	4,613	17,991	8,996	17,991	950
Total Revenue		176,730	194,667	197,889	89,751	209,247	209,855
96-40-41505	ADMIN MISC EXPENSES	4,842	3,101	5,100	0	5,100	0
96-40-41606	CCS OPERATING EXPENSES	127,993	152,889	120,711	5,028	120,711	144,100
96-40-41607	CITY OPERATING EXPENSE	5,400	9,060	34,968	13,691	34,968	17,299
96-40-43500	POSTAGE	0	28	0	16	16	20
96-40-52500	PROPERTY, CASUALTY, LIABILITY	7,000	5,792	7,000	4,000	7,000	10,000
96-40-62000	FUEL & LUBRICANTS	23,000	30,227	25,000	14,255	30,000	30,000
96-40-93000	TRANSFER TO MISC GRANTS/MATCH	8,495	4,633	5,110	0	11,452	8,436
Total Expenses		176,730	205,730	197,889	36,990	209,247	209,855

Wastewater Project Fund

This fund has been used to account for the Wastewater Project Fund. With the new plant now operational, this project fund will be closed out to the Wastewater Fund once all funds for the project have been expended.

Fiscal 2009-10 Budget Highlights

Funds for "clean closure" are included in this budget.

<u>Account Number</u>	<u>Account Description</u>	<u>FY 2008 Budget</u>	<u>FY 2008 Actual</u>	<u>FY 2009 Budget</u>	<u>YTD 12/31/08 Actual</u>	<u>F/Y 2009 Y/E Estimate</u>	<u>PROPOSED 2010 BUD</u>
Waste Water Project							
98-38-99999	PROCEEDS FRM GRANTS,LOANS,TRFS	205,000	0	255,000	0	155,000	100,000
	Total Revenue	205,000	0	255,000	0	155,000	100,000
98-70-00001	CLEAN CLOSURE, EXISTING WWTPs	205,000	161,501	255,000	0	155,000	100,000
	Total Expenses	205,000	161,501	255,000	0	155,000	100,000

Capital Improvements Program Fund

The Capital Improvements Fund was established by City Council to receive funds from the sale of city assets, principally land owned by the City and determined to be surplus property. By ordinance, the proceeds from the sale of city assets are required to be placed in the Capital Improvements Fund. The Capital Improvements Fund is used to account for the financial resources to be used for the acquisition or construction of major capital facilities. Sources of funding may include transfers from the General Fund, Special Revenue Funds, Enterprise Funds, or grant funding, along with use of reserves where appropriate.

Fiscal 2009-10 Budget Highlights

This budget will not feature any new programs. Similar to last year, the principal project that will be funded by the Capital Improvements Fund will be the Arizona Street Reconstruction Project. This Fund will also continue to fund smaller projects such as capital improvements at the Library if additional funds become available.

In addition, the Arizona Water Settlement proceeds have been deposited into this fund. \$400,000 was received in Fiscal Year 2008-09. The Capital Improvement Fund will retain a portion of these funds to offset monies used from the CIP Fund to pay expenses associated with this lawsuit. The balance of the Arizona Water Settlement funds is reserved within the Capital Improvement Fund. The Fiscal Year 2009-10 Budget includes \$200,000 from these funds to be transferred to the Streets Fund to provide for street repair and maintenance.

We do not expect this fund to generate significant revenue in future years unless City Council decides to sell other surplus properties in the City's inventory.

<u>Account Number</u>	<u>Account Description</u>	<u>FY 2008 Budget</u>	<u>FY 2008 Actual</u>	<u>FY 2009 Budget</u>	<u>YTD 12/31/08 Actual</u>	<u>F/Y 2009 Y/E Estimate</u>	<u>PROPOSED 2010 BUD</u>
Capital Improvements							
99-30-50999	MISC. INCOME	200,000	24,513	307,000	9,710	9,710	0
99-31-50000	GRANT INCOME	10,000	10,000	31,000	36,853	0	0
99-36-50010	ARIOZNA WATER SETTLEMENT	0	0	0	400,000	400,000	300,000
99-38-20000	TRANSFER FROM VISITOR'S CENTER	10,000	10,000	0	0	0	0
99-38-21000	TRANSFER FROM STREETS	13,500	11,412	0	0	0	0
99-38-50000	TRANSFER FROM AIRPORT FUND	14,500	14,500	0	0	0	0
99-38-51000	USE OF RESERVES	670,500	0	71,369	0	0	413,150
99-38-54000	TRANSFER FROM WASTEWATER	50,000	50,000	34,100	17,050	34,100	0
99-38-56000	TRANSFER FROM SANITATION	27,500	0	0	0	0	0
99-38-59000	TRANSFER FROM QUEEN MINE	142,000	114,475	26,000	0	6,966	76,000
99-38-89000	TRANSFER FROM YOUTH FUND	20,000	10,000	0	0	0	0
Total Revenue		1,158,000	244,900	469,469	463,613	450,776	789,150
99-40-01800	TRANS TO TRAN GR AZ ST /MAIN ST	310,000	195,608	333,469	0	0	213,150
99-40-02000	RENOVATE VISITOR'S CENTER	10,000	38,364	0	0	0	0
99-40-05000	REPLACE AIRPORT HANGAR	14,500	65,381	0	0	0	0
99-40-15300	UPGRADE CITY CLERK FILING SYSTEM	0	0	21,000	0	0	0
99-40-05400	BACKHOE AND ACCESSORIES	50,000	84,100	0	0	0	0
99-40-05600	DUMP TRUCKS - 2	13,500	11,412	0	0	0	0
99-40-05601	GARBAGE TRUCK	27,500	0	0	0	0	0
99-40-05900	MANCAR WHEELS	12,000	11,900	26,000	0	0	26,000
99-40-05901	INTERIOR RENOVATION	60,000	60,383	0	0	0	0
99-40-05902	RAIL SYSTEM REPAIR	65,000	38,463	0	0	30	0
99-40-05903	ROOF REPAIR-QM	5,000	3,729	0	0	0	50,000
99-40-05905	INVENTORY SYSTEM	0	0	0	0	6,966	0
99-40-15400	GIS MAPPING	20,000	19,985	20,000	0	0	0
99-40-15401	SAN JOSE CHARETTE	15,000	27,542	0	0	0	0
99-40-15501	COUNCIL CHAMBER RENOVATION	7,000	0	0	0	0	0
99-40-15502	CITY HALL ENERGY EFFICIENCY	10,000	0	5,000	0	0	0
99-40-15503	CITY HALL REHABILITATION	20,000	8,552	0	0	0	0
99-40-16400	AMBULANCE	20,000	10,004	0	0	0	0
99-40-16401	VEHICLE EXHAUST SYSTEM	12,000	11,066	22,000	0	0	0
99-40-18000	PARKS IMPROVEMENTS	165,000	0	20,000	0	0	0
99-40-18100	POOL SLIDE	40,000	25,835	0	0	0	0
99-40-18101	POOL DECK	50,000	0	0	0	0	0
99-40-18300	ROOF REPLACEMENT	5,000	0	0	0	0	0
99-40-18301	FIRE ESCAPE	12,000	0	12,000	0	0	0
99-40-18302	FIRE DETECTION SYSTEM	1,000	0	0	0	0	0
99-40-18303	EGRESS PROBLEM REMEDIATION	3,500	0	0	0	0	0
99-40-18304	BALCONY LIGHTING + RAILS	10,000	0	10,000	0	0	0
99-40-20010	MUNHEIM HOUSE	0	13,151	0	0	0	0
99-40-99100	UNASSIGNED EXPENSES	200,000	60,809	0	9,472	0	0
99-40-99900	FUND BALANCE ALLOCATION _ REPYMT	0	0	0	0	0	300,000
99-40-99901	TRANSFER TO GEN FUND	0	0	0	0	0	0
99-40-99921	TRANSFER TO STREETS	0	0	0	0	0	200,000
Total Expenses		1,158,000	686,284	469,469	9,472	6,996	789,150

Total Expenses - All Funds

31,252,975